



Contents lists available at ScienceDirect

The Lancet Regional Health - Western Pacific

journal homepage: www.elsevier.com/locate/lanwpc

Acceptability of human papillomavirus (HPV) self-sampling among never- and under-screened Indigenous and other minority women: a randomised three-arm community trial in Aotearoa New Zealand

Naomi Brewer^a, Karen Bartholomew^b, Jane Grant^b, Anna Maxwell^b, Georgina McPherson^c, Helen Wihongi^b, Collette Bromhead^d, Nina Scott^e, Sue Crengle^f, Sunia Foliaki^a, Chris Cunningham^a, Jeroen Douwes^a, John D. Potter^{a,g,*}

^a Research Centre for Hauora and Health, Massey University, PO Box 756, Wellington 6140, New Zealand

^b Waitematā District Health Board (DHB) and Auckland DHB, Private Bag 93-503, Takapuna, Auckland 0740, New Zealand

^c Waitematā District Health Board, Auckland, New Zealand

^d School of Health Sciences, Massey University, Wellington, New Zealand

^e University of Auckland, Waikato District Health Board, New Zealand

^f Department of Preventive and Social Medicine, University of Otago, Dunedin, New Zealand

^g Fred Hutchinson Cancer Research Center, Seattle, WA, USA

ARTICLE INFO

Article history:

Received 16 April 2021

Revised 1 July 2021

Accepted 8 August 2021

Keywords:

Cervical screening

Self-sampling

HPV DNA testing

Indigenous

minorities

ABSTRACT

Background: Internationally, self-sampling for human papillomavirus (HPV) has been shown to increase participation in cervical-cancer screening. In Aotearoa New Zealand, there are long-standing ethnic inequalities in cervical-cancer screening, incidence, and mortality, particularly for indigenous Māori women, as well as Pacific and Asian women.

Methods: We invited never- and markedly under-screened (≥ 5 years overdue) 30-69-year-old Māori, Pacific, and Asian women to participate in an open-label, three-arm, community-based, randomised controlled trial, with a nested sub-study. We aimed to assess whether two specific invitation methods for self-sampling improved screening participation over usual care among the least medically served populations. Women were individually randomised 3:3:1 to: clinic-based self-sampling (CLINIC – invited to take a self-sample at their usual general practice); home-based self-sampling (HOME – mailed a kit and invited to take a self-sample at home); and usual care (USUAL – invited to attend a clinic for collection of a standard cytology sample). Neither participants nor research staff could be blinded to the intervention. In a subset of general practices, women who did not participate within three months of invitation were opportunistically invited to take a self-sample, either next time they attended a clinic or by mail.

Findings: We randomised 3,553 women: 1,574 to CLINIC, 1,467 to HOME, and 512 to USUAL. Participation was highest in HOME (14.6% among Māori, 8.8% among Pacific, and 18.5% among Asian) with CLINIC (7.0%, 5.3% and 6.9%, respectively) and USUAL (2.0%, 1.7% and 4.5%, respectively) being lower. In fully adjusted models, participation was statistically significantly more likely in HOME than USUAL: Māori OR=9.7, (95%CI 3.0-31.5); Pacific OR=6.0 (1.8-19.5); and Asian OR=5.1 (2.4-10.9). There were no adverse outcomes reported. After three months, 2,780 non-responding women were invited to participate in a non-randomised, opportunistic, follow-on substudy. After 6 months, 192 (6.9%) additional women had taken a self-sample.

Interpretation: Using recruitment methods that mimic usual practice, we provide critical evidence that self-sampling increases screening among the groups of women (never and under-screened) who experience the most barriers in Aotearoa New Zealand, although the absolute level of participation through

* Corresponding author.

E-mail addresses: N.Brewer@massey.ac.nz (N. Brewer), Karen.Bartholomew@waitematadhb.govt.nz (K. Bartholomew), Jane.Grant@waitematadhb.govt.nz (J. Grant), Anna.Maxwell@waitematadhb.govt.nz (A. Maxwell), Georgina.McPherson@waitematadhb.govt.nz (G. McPherson), Helen.Wihongi@waitematadhb.govt.nz (H. Wihongi), C.Bromhead@massey.ac.nz (C. Bromhead), nscott.waikato@gmail.com (N. Scott), sue.crengle@otago.ac.nz (S. Crengle), S.Foliaki@massey.ac.nz (S. Foliaki), C.W.Cunningham@massey.ac.nz (C. Cunningham), J.Douwes@massey.ac.nz (J. Douwes), J.D.Potter@massey.ac.nz (J.D. Potter).

this population approach was modest. Follow-up for most women was routine but a small proportion required intensive support.

Trial registration: ANZCTR Identifier: ACTRN12618000367246 (date registered 12/3/2018) <https://www.anzctr.org.au/Trial/Registration/TrialReview.aspx?id=371741&isReview=true>; UTM: U1111-1189-0531

Funding: Health Research Council of New Zealand (HRC 16/405)

Protocol: <http://publichealth.massey.ac.nz/assets/Uploads/Study-protocol-V2.1Self-sampling-for-HPV-screening-a-community-trial.pdf>

© 2021 The Author(s). Published by Elsevier Ltd.

This is an open access article under the CC BY-NC-ND license (<http://creativecommons.org/licenses/by-nc-nd/4.0/>)

Research in context

Evidence before this study

Internationally, the accuracy of human papillomavirus (HPV) self-sampling for cervical-cancer screening has been shown to be similar to healthcare-professional-taken samples when tested for high-risk (hr) HPVs using polymerase chain reaction (PCR). Most studies to date have targeted dominant population groups or socioeconomically deprived populations rather than indigenous or ethnic-minority groups, who are underserved in many health systems.

In Aotearoa New Zealand, Māori and Pacific women have higher cervical cancer incidence and mortality rates than European/Other women and lower screening rates. Asian women also have lower screening rates, although their incidence is lower than European/Other women and mortality rates are similar.

It is not established whether offering self-sampling to indigenous and other underserved minorities in the setting of standard population-based (as opposed to intensive face-to-face) recruitment methods improves uptake of the opportunity to be screened.

Added value of this study

We concentrated on the least served high-priority populations of never- and underscreened Māori, Pacific, and Asian women in a trial designed to reflect how self-sampling would most probably be implemented in Aotearoa New Zealand.

We aimed to evaluate whether two specific invitation methods for self-sampling could increase screening participation. We also sought to obtain information on the resources required to achieve 90% follow-up of hrHPV-positive women.

In a randomised community trial involving 3,553 women, participation was statistically significantly more likely among those offered the opportunity to take their own sample at home than those offered a standard smear: Māori were 9.7 times more likely, Pacific 6.0 times more likely and Asian 5.1 time more likely to take their own sample at home than undergo a standard cervical smear.

Implications of all the available evidence

Inequities in cervical-cancer screening, incidence, and mortality outcome remain high among indigenous and other minority women and especially among Māori in Aotearoa New Zealand. Adding the opportunity to take their own samples at home for HPV testing as a standard practice is likely to reduce those inequities among indigenous women. Needed resources for follow-up of those with positive findings are manageable with existing resources.

in that improvement shown when it is offered at a population level (*i.e.*, mail-out to all potentially eligible women) compared to when it is offered at the individual level (*i.e.*, face-to-face) [2]. However, most studies have been targeted at the dominant population group or socioeconomically deprived populations and not Indigenous or ethnic-minority groups, who are underserved in many health systems [7,8].

In Aotearoa New Zealand, the success of the National Cervical Screening Programme (NCSP) has not been equitable for Māori (the Indigenous people of Aotearoa New Zealand), Pacific, and Asian women. Māori and Pacific women have higher cervical cancer incidence and mortality rates than European/Other women [9] and lower screening rates [9]. Asian women also have lower screening rates [9], although incidence is lower among Asian women than European/Other women and mortality rates are similar [9]. Although the women who do not participate in screening are often referred to as 'hard-to-reach' or 'disengaged', we consider the inequities a systems issue and therefore refer to these groups as underserved.

The majority of cervical cancer cases in Aotearoa New Zealand occur in women who have never been screened or are underscreened [10,11]. There have been a variety of measures introduced to increase screening rates, but these have underperformed. The longstanding nature of the problem shows that novel strategies are needed. As Aotearoa New Zealand transitions to primary HPV-based screening, there is an opportunity to introduce self-sampling.

The World Health Organization's strategy to accelerate the elimination of cervical cancer notes the need to examine screening implementation in the local context [12]. One recent study of self-testing in Aotearoa New Zealand assessed the impact of intense recruitment of all overdue women [13]. In contrast, our approach concentrated on the least served high-priority populations of never- and under-screened Māori, Pacific, and Asian women and was designed to reflect how self-sampling will probably be implemented in Aotearoa New Zealand. We aimed to evaluate whether two specific invitation methods for self-sampling could increase screening participation. We also sought to obtain information on the resources required to achieve 90% follow-up of hrHPV-positive women. Our study is the first to evaluate the effectiveness of a mailed self-sampling kit for cervical-cancer screening in Aotearoa New Zealand.

Methods

We have published the study objectives and methods (including the exclusion criteria and the main study interventions) previously [14]. Briefly, this was an open-label, three-arm, community-based, randomised controlled trial, with a non-randomised follow-on sub-study. We invited never- and under-screened (no screening recorded for at least the last five years [15]) 30-69-year-old Māori, Pacific, and Asian women in the Auckland area (Waitemata and Auckland District Health Boards (DHBs)).

Background

Internationally, the accuracy of human papillomavirus (HPV) self-sampling for cervical-cancer screening has been shown to be similar to healthcare-professional-taken samples when tested for high-risk (hr) HPVs using polymerase chain reaction (PCR) [1-5]. Offering self-sampling improves participation [6], with differences

Participating clinics were selected because they had enrolled populations with high proportions of Māori, Pacific, and Asian women who were never- or under-screened. Clinics were also selected to represent a range of small and large clinics.

Women were individually randomised 3:3:1 to: clinic-based self-sampling, in which women were invited to take a self-sample at their usual general practice (GP); home-based self-sampling, in which women were mailed a kit and invited to take a self-sample at home; and usual care, in which women were offered standard cytology (at a clinic, at an independent service provider, or with the study nurse). Randomisation was undertaken as follows: the clinics sent a list of women who had been identified as being eligible for the study to the study programmer who used the RAND function in MySQL to place them in random order. The system then a) counted the number of patients already assigned to each arm and b) randomly allocated – to a study arm – the next woman in the randomly ordered list to maintain the required ratio across the three arms.

Women were directed to the study webpage with translated study documents and study video clips (with subtitles in Te Reo Māori, Tongan, Samoan, Korean, and Simplified Chinese). Participation was confirmed through the NCSP-Register, GP records, or receipt of a sample at the lab. All tests were without charge. Prior to joining the study, clinic staff were trained in study procedures and returning results to women.

Women in the self-sampling arms were given a FLOQSwab™ (Copan Italia, Brescia, Italy), with which to take a low-vaginal sample and a 12 mL dry tube (Sarstedt AG & Co. KG, Germany) for sample transportation. HPV testing was carried out with the cobas 4800 HPV assay (Roche Molecular Systems, Pleasanton, California, USA) at a single laboratory: Anatomic Pathology Service (the International Accreditation New Zealand (IANZ) Accredited laboratory of Auckland DHB).

Non-randomised follow-on sub-study invitation

In a subset of clinics, women (including those originally randomised to usual care) who had not responded three months after their invitation were sent a letter or text message informing them that they could self-sample at their clinic or request that a self-sampling kit be mailed to them, both for a limited period of time (6 or 9 months; the difference was due to study-duration limits). Women were able to take the sample at the clinic or take the kit home.

Sample size and power

We aimed to invite a minimum of 3,550 un- or under-screened Māori, Pacific, and Asian women (1,050, 1,250, 1,250 respectively). With 450 Māori women invited in the clinic self-sampling group and 150 Māori women invited to usual-care, we would have >85% power to detect a 10% difference in uptake between groups (e.g., 15% uptake in the clinic group and 5% usual-care) [14]. For both policy and cultural reasons, we planned to undertake separate analyses by ethnic group as described in our clinical trial registration and protocol paper [14]. For completeness, we also report on a formal interaction analysis to establish whether there were differences in the impact of the different arms across ethnic groups.

Results management

Negative results were provided to women by the usual primary-care provider and, with agreement from the NCSP, women were advised to return for a routine cervical screen at the appropriate clinical interval (3-year recall interval) [15], as specified by the

NCSP guidelines and an amended approach to the proposed HPV primary-screening algorithm.

Women with inadequate or abnormal cytology were followed-up according to the NCSP guidelines [15] by the requesting smear-taker.

Positive HPV results were managed as per the NCSP guidelines, with adjustments in accordance with NCSP clinical advice [16]. Women who tested HPV16/18 positive were referred directly to colposcopy. The pool of 12 other hrHPV genotypes covered by the cobas HPV test includes 31, 33, 35, 39, 45, 51, 52, 56, 58, 59, 66, and 68. Along with types 16 and 18, these HPV's were designated carcinogenic to humans by a working group convened by the International Agency for Research on Cancer in 2005 [17,18]. Women who tested positive for any of these other hrHPV types were triaged with a clinician-conducted cervical-cytology test; however, if a woman declined cytology, she was offered colposcopy to ensure safe follow-up.

Statistical analysis

The main analyses focused on the primary outcome of the study: participation, *i.e.* the proportion of women who provided a self-sample compared with the proportion who attended for cytology, stratified by ethnicity. These data were initially assessed simply by comparing (with Pearson's χ^2 -tests) the proportions who participated in each group and by logistic regression models to adjust for potential confounders (study group, age group, screening history, and socioeconomic status (assessed through a measure of small area relative deprivation; the New Zealand Deprivation Index 2018 (NZDep) [19]). We report here the intention-to-treat analyses.

The laboratory turnaround time (date received to date reported) and proportion of unsatisfactory samples was monitored.

Statistical analyses were done using Stata 15.1 (Stata Corp LLC, College Station, TX, USA).

Ethics requirements

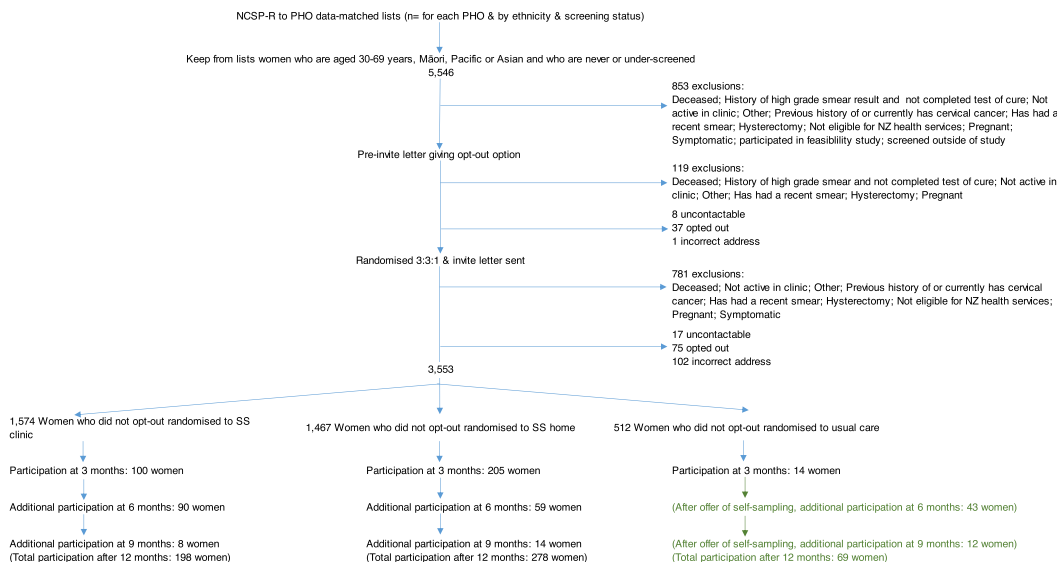
The study was approved by the New Zealand Northern B Health and Disability Ethics Committee (HDEC) (reference: 17/NTB/120). The New Zealand Ministry of Health (including the National Kaitiaki Group (a group of Māori women established to monitor the safe use of Māori data within the NCSP)) and the participating DHBs, primary health organisations and clinics approved the use of data to identify and contact eligible women.

Role of the funding source

The funder had no role in any aspect of the study, other than funding the grant application that provided the financial resources to conduct the study.

Results

Twenty-three clinics agreed to participate, through which we identified 5,546 women who were initially considered eligible for the study. Of these, 853 (853/5,546, 15%) were excluded prior to being sent a pre-invitation (Figure 1 and Supplementary Table 1). Recruitment began 8th June 2018. After being sent the pre-invitation, a further 128 (128/4,693, 3%) women were excluded and 37 opted out. A further 900 women (900/4,528, 20%) were excluded after being randomised and 75 opted out, leaving 3,553 randomised women. Exclusions were proportionally similar by ethnicity for the major contributors of hysterectomy, pregnancy, and symptoms; however, exclusions for previous high-grade cytology were higher for Māori (60%) than for Pacific (26%) and Asian women (14%). Recruitment ended 13th May 2020.



NCSP-R: National Cervical Screening Programme-Register; NZ: Aotearoa New Zealand; PHO: Primary Health Organisation; SS: self-sampling.

Figure 1. CONSORT flowchart of participation

NCSP-R: National Cervical Screening Programme-Register; NZ: Aotearoa New Zealand; PHO: Primary Health Organisation; SS: self-sampling.

Table 1
Participant demographics

	Overall n (%)	Ethnic group			Previous screening history	
		Māori n (%)	Pacific n (%)	Asian n (%)	Never screened n (%)	Under-screened n (%)
Median age	44.0	45.1	45.0	41.9	40.0	46.5
Age group						
30-39	1,352 (38.1)	364 (33.9)	438 (35.0)	550 (44.8)	783 (50.1)	569 (28.6)
40-49	955 (26.9)	310 (28.9)	356 (28.5)	289 (23.5)	339 (21.7)	616 (31.0)
50-59	759 (21.4)	258 (24.0)	306 (24.5)	195 (15.9)	231 (14.9)	528 (26.5)
60-69	487 (13.7)	141 (13.1)	151 (12.1)	195 (15.9)	210 (13.4)	277 (13.9)
Ethnicity						
Māori	1,073 (30.2)	-	-	-	234 (21.8)	839 (78.2)
Pacific	1,251 (35.2)	-	-	-	490 (39.2)	761 (60.8)
Asian	1,229 (34.6)	-	-	-	839 (68.3)	390 (31.7)
Previous screening history						
Never screened	1,563 (44.0)	234 (21.8)	490 (39.2)	839 (68.3)	-	-
Under-screened	1,990 (56.0)	839 (78.2)	761 (60.8)	390 (31.7)	-	-
NZDep2018, quintile						
1 (least deprived)	270 (7.6)	62 (5.8)	44 (3.5)	164 (13.3)	131 (8.4)	139 (7.0)
2	466 (13.1)	126 (11.7)	90 (7.2)	250 (20.3)	227 (14.5)	239 (12.0)
3	679 (19.1)	173 (16.1)	205 (16.4)	301 (24.5)	322 (20.7)	357 (17.9)
4	959 (27.0)	295 (27.5)	351 (28.1)	313 (25.5)	424 (27.1)	535 (26.9)
5 (most deprived)	1,178 (33.2)	417 (38.9)	560 (44.8)	201 (16.4)	458 (29.3)	720 (36.2)
Missing	1 (0.0)	0	1 (0.1)	0	1 (0.1)	0

Column percentages add to 100% (apart from rounding). NZDep: New Zealand Deprivation Index 2018.

The median age of the participants was 44 years (interquartile range 36-55 years; Table 1). Slightly fewer Māori women (1,073) were randomised than Pacific (1,251) and Asian (1,229) women and a slightly higher proportion of Asian women (68%) were in the youngest two age categories (30-39 and 40-49 years) than Māori (63%) and Pacific (64%) women. A higher proportion of never-screened women (72%) than under-screened women (60%) were in the youngest two age categories and more Asian women (68%) than Māori (22%) and Pacific (39%) women were never screened. Overall, approximately 60% of the women lived in areas of high socioeconomic deprivation (quintiles four and five).

The highest participation proportions for the initial three-month period (the randomised phase) were in the home-based group (14.0%, p <0.0001 compared to usual care); compared with 6.4% in the clinic-based group and 2.7% in the usual-care group (Table 2). Participation was higher in the home-based group than

either the clinic-based or usual-care groups across all of the demographic variables (although the differences were not always statistically significant). The pattern was similar for the clinic-based group in comparison to the usual-care group. Māori (14.6%) and Asian (18.5%) women had greater participation than Pacific women (8.8%) in the home-based group. Participation proportions generally decreased as deprivation level increased in the clinic-based and home-based groups, but this pattern was not seen in the usual-care group.

Figure 2 shows the proportion of women screened up to 90 days after invitation (randomised phase). Women randomised to the home-based group appeared to take a sample earlier after receiving an invitation than women who were randomised to clinic-based and usual-care groups (Figure 2a).

Previous screening history did not have a large impact on participation: among the never-screened, home-based participation

Table 2
Participation proportions during main randomised phase (90 days from invite)

	Randomised group			Took a sample			Participation proportion						
	Clinic-based self-sampling n (%)	Home-based self-sampling n (%)	Usual care n (%)	Clinic-based self-sampling n	Home-based self-sampling n	Usual care n	Clinic-based self-sampling %	Clinic Pearson χ^2 'versus' usual care p	Home-based self-sampling %	Home Pearson χ^2 'versus' usual care p	Self-sampling groups combined %	Combined Pearson χ^2 'versus' usual care p	Usual care %
All	1574 (44.3)	1467 (41.3)	512 (14.4)	100	205	14	6.4	0.002	14.0	0.000	10.0	0.000	2.7
Age group													
30-39	578 (36.7)	577 (39.3)	197 (38.5)	29	87	5	5.0	0.142	15.1	0.000	10.0	0.001	2.5
40-49	434 (27.6)	376 (25.6)	145 (28.3)	35	48	5	8.1	0.058	12.8	0.002	10.2	0.009	3.4
50-59	341 (21.7)	311 (21.2)	107 (20.9)	21	40	1	6.2	0.029	12.9	0.000	9.4	0.003	0.9
60-69	221 (14.0)	203 (13.8)	63 (12.3)	15	30	3	6.8	0.561	14.8	0.035	10.6	0.146	4.8
Ethnicity													
Māori	469 (29.8)	451 (30.7)	153 (29.9)	33	66	3	7.0	0.020	14.6	0.000	10.8	0.001	2.0
Pacific	569 (36.1)	502 (34.2)	180 (35.2)	30	44	3	5.3	0.040	8.8	0.001	6.9	0.007	1.7
Asian	536 (34.1)	514 (35.0)	179 (35.0)	37	95	8	6.9	0.246	18.5	0.000	12.6	0.002	4.5
Screening history													
Never screened	704 (44.7)	657 (44.8)	202 (36.5)	44	96	6	6.3	0.072	14.6	0.000	10.3	0.001	3.0
Under- screened	870 (55.3)	810 (55.2)	310 (60.5)	56	109	8	6.4	0.010	13.5	0.000	9.8	0.000	2.6
Ethnicity & Screening history													
Māori never screened	109 (23.2)	101 (22.4)	24 (15.7)	8	13	0	7.3	0.171	12.9	0.063	10.0	0.104	0.0
Māori under-screened	360 (76.8)	350 (77.6)	129 (84.3)	25	53	3	6.9	0.053	15.1	0.000	11.0	0.002	2.3
Pacific never screened	236 (41.5)	192 (38.3)	62 (34.4)	12	17	2	5.1	0.538	8.9	0.143	6.8	0.283	3.2
Pacific under-screened	333 (58.5)	310 (61.8)	118 (65.6)	18	27	1	5.4	0.034	8.7	0.003	7.0	0.010	0.8
Asian never screened	359 (66.9)	364 (70.8)	116 (64.8)	24	66	4	6.7	0.198	18.1	0.000	12.4	0.004	3.4
Asian under-screened	177 (33.0)	150 (29.2)	63 (35.2)	13	29	4	7.3	0.791	19.3	0.017	12.8	0.143	6.3
NZDep2018, quintile													
1 (least deprived)	132 (8.4)	105 (7.2)	33 (6.4)	8	23	2	6.1	1.000	21.9	0.039	13.1	0.249	6.1
2	203 (12.9)	188 (12.8)	75 (14.6)	18	38	1	8.9	0.027	20.2	0.000	14.3	0.002	1.3
3	287 (18.2)	290 (19.8)	102 (19.9)	22	44	2	7.7	0.040	15.2	0.000	11.4	0.003	2.0
4	437 (27.8)	387 (26.4)	135 (26.4)	32	57	4	7.3	0.068	14.7	0.000	10.8	0.004	3.0
5 (most deprived)	515 (32.7)	497 (33.9)	166 (32.4)	20	43	5	3.9	0.604	8.7	0.015	6.2	0.100	3.0
Missing	0	0	1 (0.2)	0	0	0	-	-	-	-	-	-	-

Column percentages add to 100% (apart from rounding). P value: Pearson's χ^2 vs. usual care. NZDep: New Zealand Deprivation Index 2018.

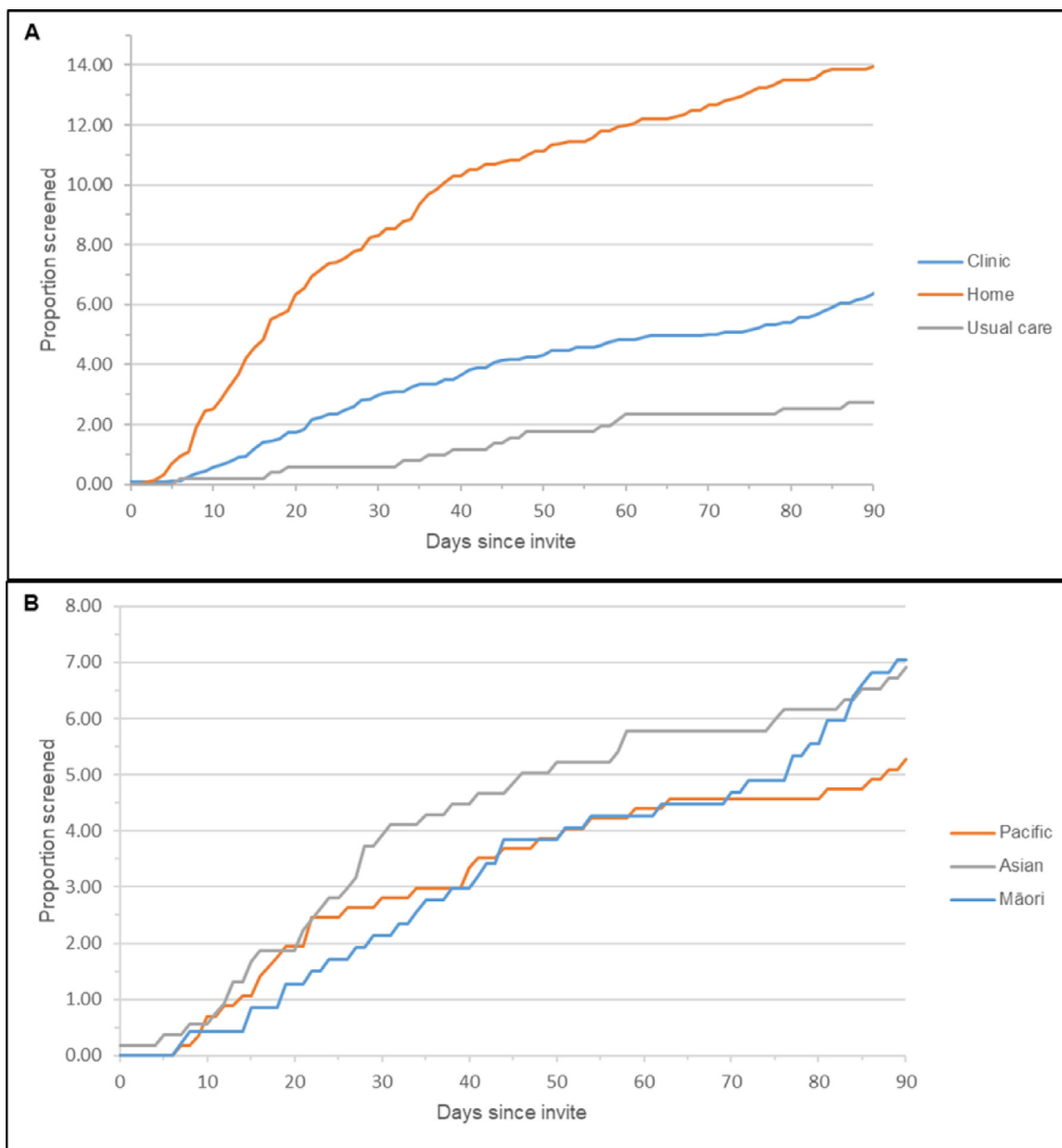


Figure 2. Participation proportions during main randomised phase (90 days from invite) A: Participation proportion by randomised group; B-D: Participation by ethnicity: (B: Clinic group; C: Home-based group; D: Usual-care group.) Note that these graphs are on different scales to ensure that the detail within each is clear.

was 14.6% and under-screened participation was 13.5%; clinic participation was 6.3% and 6.4%, respectively; and usual-care participation 3.0% and 2.6% respectively (Table 2).

Unadjusted regression stratified by ethnicity showed that participation in the three-month randomised phase was statistically significantly higher in the home-based group than in the usual-care group (Māori: OR 8.6; 95%CI 2.7-27.7; Pacific: 5.7; 1.7-18.5; and Asian: 4.9; 2.3-10.2; Table 3), although the confidence intervals were wide. The ORs remained largely unchanged – and statistically significant – in the fully adjusted model. Formal interaction analysis showed that there were no statistically significant differences in the impact of the different arms across ethnic groups (data not shown). Māori women aged 60-69 years had more than twice the odds of participation (2.6; 1.4-4.6) of women aged 30-39 years, whereas Asian women aged 60-69 years had lower odds (0.5; 0.3-1.0). Asian women in NZDep quintile 4 had lower odds of

participation (0.5; 0.3-0.9) than Asian women living in the least-deprived area. Again, these estimates remained largely unchanged in the fully adjusted models (Table 3).

There were no adverse outcomes reported.

In order to test whether the setting of a formal clinical trial provides only a floor for the estimate of acceptability in this under-served population, 2,780 non-responding women (1,284 clinic, 1,070 home-based, and 426 usual-care) were invited to participate in a non-randomised follow-on substudy involving only the opportunity to self-sample. After 6 months, 192 (6.9%: 7.0% clinic-group; 5.5% home-based; and 10.1% usual-care) had taken a self-sample. The clinics that started recruitment early in the study facilitated opportunistic participation up to 9 months and this yielded a further 34 self-samples, again with a somewhat higher uptake among those originally randomised to usual-care (7.5%) than among the two self-sampling arms (2.4%). Participation in this substudy was

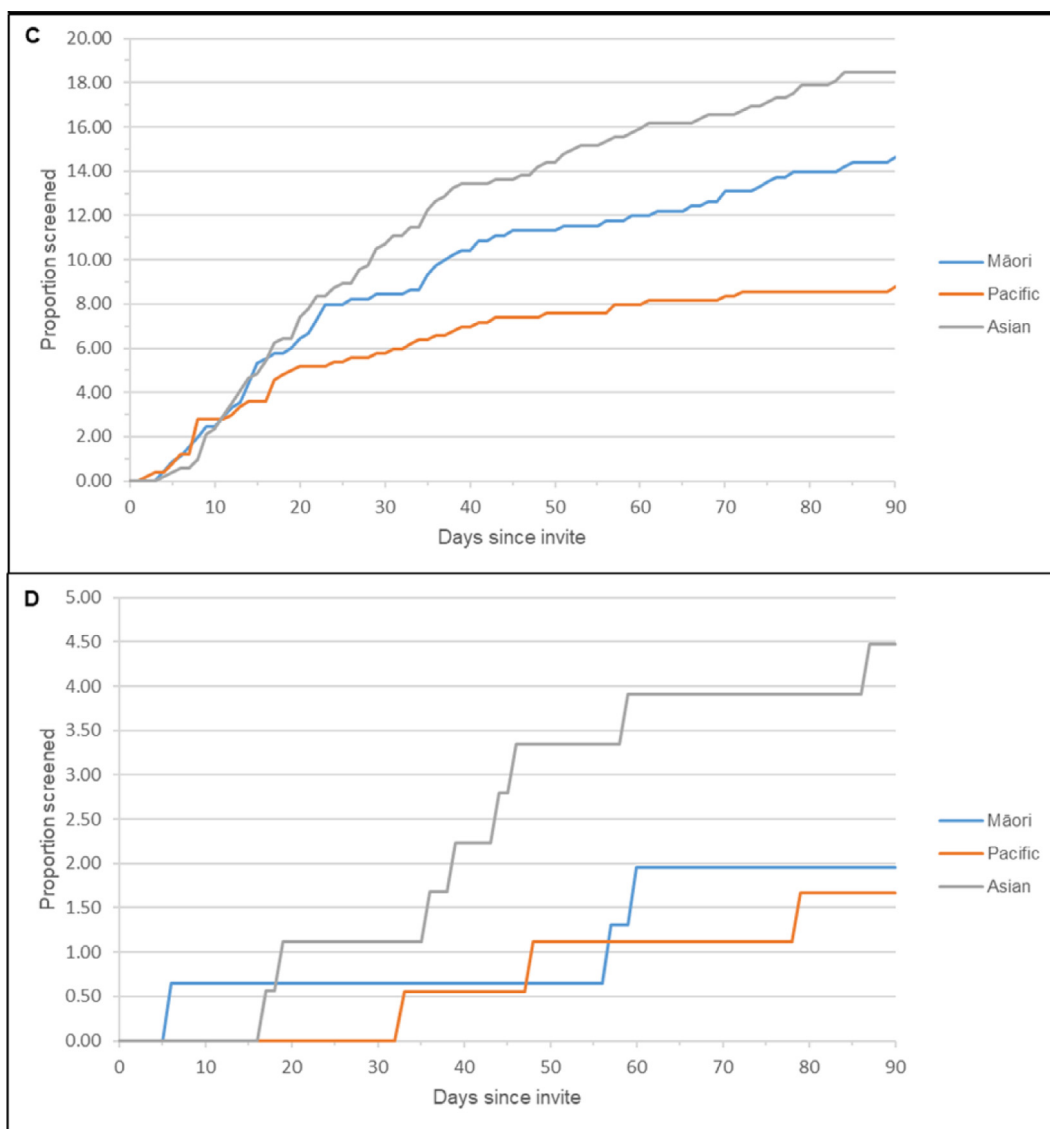


Figure 2. Continued

Table 3
Odds of participation during the randomised phase (up to 90 days after invitation)

	Odds ratio (95% CI) of participation					
	Unadjusted			Adjusted for study group, screening history, NZDep & age group		
	Māori	Pacific	Asian	Māori	Pacific	Asian
Study group						
Clinic	3.8 (1.1-12.5)	3.3 (1.0-10.9)	1.6 (0.7-3.5)	4.1 (1.2-13.5)	3.3 (1.0-11.0)	1.6 (0.7-3.5)
Home	8.6 (2.7-27.7)	5.7 (1.7-18.5)	4.8 (2.3-10.2)	9.7 (3.0-31.5)	6.0 (1.8-19.5)	5.1 (2.4-10.9)
Usual care	Ref	Ref	Ref	Ref	Ref	Ref
Age group						
Age 30-39	Ref	Ref	Ref	Ref	Ref	Ref
Age 40-49	1.4 (0.8-2.4)	1.2 (0.7-2.2)	0.9 (0.6-1.4)	1.3 (0.8-2.3)	1.3 (0.7-2.4)	0.9 (0.5-1.4)
Age 50-59	1.0 (0.6-1.9)	1.1 (0.6-2.1)	0.9 (0.6-1.5)	1.0 (0.5-1.8)	1.2 (0.7-2.4)	0.8 (0.5-1.3)
Age 60-69	2.6 (1.4-4.6)	1.2 (0.6-2.6)	0.5 (0.3-1.0)	2.6 (1.4-4.7)	1.2 (0.6-2.6)	0.5 (0.3-0.9)
Screening history						
Never screened	0.9 (0.6-1.5)	1.0 (0.7-1.7)	0.9 (0.6-1.4)	0.9 (0.5-1.6)	1.1 (0.6-1.7)	0.9 (0.6-1.3)
Underscreened	Ref	Ref	Ref	Ref	Ref	Ref
NZDep2018, quintile						
1 (least deprived)	Ref	Ref	Ref	Ref	Ref	Ref
2	1.4 (0.5-4.2)	1.0 (0.2-4.1)	1.0 (0.6-1.7)	1.8 (0.6-5.5)	0.9 (0.2-3.9)	0.9 (0.5-1.7)
3	1.8 (0.7-5.0)	0.7 (0.2-2.7)	0.7 (0.4-1.2)	2.2 (0.8-6.2)	0.7 (0.2-2.5)	0.6 (0.3-1.1)
4	1.7 (0.6-4.5)	1.3 (0.4-4.4)	0.5 (0.3-0.9)	2.0 (0.8-5.5)	1.2 (0.4-4.3)	0.4 (0.2-0.8)
5 (most deprived)	0.6 (0.2-1.7)	0.7 (0.2-2.5)	0.6 (0.3-1.1)	0.7 (0.3-2.0)	0.7 (0.2-2.3)	0.5 (0.3-1.0)

95%CI: 95% confidence interval; NZDep: New Zealand Deprivation Index 2018. One woman was included in the unadjusted models but omitted from the adjusted models because of missing data on deprivation quintile (see Tables 1 and 2).

Table 4
Positive high-risk human papillomavirus results and follow-up results

Randomised group	Screening history	Age Range	HPV self-sample result (type(s) detected)	Cytology follow-up result	Colposcopy follow-up result
Clinic	Never	30-39	16	Unsatisfactory	LSIL
Clinic	Under	40-49	16	ASC-US	LSIL
Home	Under	30-39	18 & Other	Atypical Cells/HSIL/CIN2/3	HSIL/AIS
Home	Under	30-39	18 & Other	Negative	LSIL
Home	Under	50-59	Other	Negative	N/A
Home	Never	40-49	Other	Negative	N/A
Home	Never	30-39	Other	Negative	N/A
Clinic	Never	40-49	Other	Negative	N/A
Home	Never	30-39	Other	Negative	N/A
Home	Under	30-39	Other	Negative	N/A
Home	Never	30-39	Other	Negative	N/A
Home	Never	40-49	Other	Negative	N/A
Clinic	Never	40-49	Other	Negative	N/A
Home	Never	40-49	Other	Negative	N/A
Home	Never	50-59	Other	Negative	N/A
Home	Under	60-69	Other	ASC-US	N/A
Home	Never	30-39	Other	ASC-US	N/A
Home	Under	30-39	Other	LSIL/CIN1/HPV	Negative
Home	Never	30-39	Other	LSIL/CIN1/HPV	Negative
Clinic	Under	30-39	Other	LSIL/CIN1/HPV	Immature squamous metaplasia
Clinic	Under	40-49	Other	HSIL suspicious for invasion	HSIL
Home	Never	30-39	Other	Atypical Cells/HSIL/CIN2/3	HSIL/CIN3
Clinic	Never	50-59	Other	Not completed	Declined follow-up
Clinic	Under	40-49	Other	Not completed	Lost to follow-up

HPV: human papillomavirus; never: never screened; LSIL: low-grade squamous intraepithelial lesion; Under: under-screened; ASC-US: atypical squamous cells of undetermined significance; HSIL: high-grade squamous intraepithelial lesion; CIN2/3: cervical intraepithelial neoplasia 2 or 3; AIS: adenocarcinoma in situ; N/A: not applicable; CIN1: cervical intraepithelial neoplasia 1.

censored on 25th March 2020 when Aotearoa New Zealand went into a strict COVID-19-related lockdown; we reasoned that women would not easily be able to attend a clinic and may not have wanted to arrange for a courier. Six hundred and eighty-two (of 2,780) women did not have the full six months, although they were no more than 49 days short of six months.

In the randomised phase, 2/100 women in the clinic group were positive for HPV16 and 6/100 were positive for 'Other' hrHPV types (Table 4). In the home-based group, 16/205 were positive for hrHPV 'Other', with two of those women also being positive for HPV18; in total, 24/305 (7.9%) of the women who self-sampled were hrHPV positive. At colposcopy follow-up, three women had high-grade histology results. One woman who was HPV18 & 'Other' positive had a histology result of high-grade squamous intraepithelial lesion/adenocarcinoma in situ (HSIL/AIS) and two women who were positive for hrHPV 'Other' had results of HSIL.

There were only three invalid/equivocal results among 305 HPV tests (1.0%). Two women in the home-based group had an invalid/equivocal result and did not provide a second sample. Another woman in the home-based group had an invalid/equivocal result and provided a second sample (which was negative for hrHPV).

Fourteen women in the usual-care group participated. Five had a cytology sample taken, all of which were normal. Nine of the women in the usual-care group actually took an HPV self-sample rather than having a cytology sample taken by their healthcare professional; all of these samples were negative for hrHPV. None of the cytology results in the usual-care group were 'unsatisfactory' and none of the hrHPV results in the usual-care group were 'invalid/equivocal'.

Follow-up was completed for 22/24 women (92%) who tested positive for hrHPV. One woman made an informed decision to decline follow-up after a shared decision-making conversation and the other was not contactable despite repeated attempts. The mean nurse-time required to achieve follow-up was 2.5 hours.

The laboratory turnaround time for the HPV samples received during the main phase of the study was a mean of 1.23 days, with

a range of 0–18 days. Only 1/314 samples exceeded the expected 7-day turnaround (18 days) due to the Christmas/New Year shut-down period.

Discussion

Sending women a self-sample kit for hrHPV testing at home resulted in statistically significantly ($p \leq 0.001$) higher participation than an invitation to have a usual-care cytology sample in the clinic among Māori (14.6% vs. 2.0%) and Asian (18.5% vs. 4.5%) and, to a lesser extent, among Pacific women (8.8% vs. 1.7%). In the fully adjusted models, Māori women randomised to the home-based group were almost ten times more likely to participate than usual-care women (OR 9.7, 95%CI 3.0–31.5); Pacific women were six times more likely (6.0, 1.8–19.5) and Asian women around five times more likely (5.1, 2.4–10.9). This study is the first in Aotearoa New Zealand that specifically tested a mail-out approach for self-sampling for cervical-cancer screening and an intensive nurse-support model to achieve high rates of follow-up.

An invitation to take a self-sample at a clinic was less effective, suggesting that at least some of the barriers to clinic attendance are the same whether for self-sampling or a healthcare-professional-taken sample. Known opportunity costs and barriers to clinic attendance for cervical screening may explain why a higher proportion of home-based women participated [20]; they may also explain why the home-based group participated earlier than the clinic-based and usual-care groups.

The participation in our study was lower than that in a recent meta-analysis, which showed a pooled average intention-to-treat participation in the self-sampler mail-out group of 24.8%, compared to 11.5% in those who received a routine invitation or reminder strategies [2]. In contrast, the relative increase in participation was higher in our study *i.e.*, uptake in the home-based group was almost five times that of the usual-care group (when comparing crude percentages of uptake between groups). Compared to the iPap trial [21] in Australia, which involved women from the general population, did not include a clinic-based self-sampling group, and

had a 6-month time period during which women could participate (compared to our 3-month period), our study had lower participation: 15% of never-screened and 14% of under-screened women, compared to 20% and 12%, respectively, in the iPap trial. Our study also had a lower participation in the usual-care group: 3% among never- and under-screened, compared to 6% and 6% in the iPap trial [21]. One likely contributor to the lower absolute participation observed in our study may have been our target population, which was intentionally focused on those women least served in the current health system: nondominant population groups and women living in areas of high socioeconomic deprivation, known to experience substantial barriers to care and differences in quality across the screening, diagnostic, and treatment pathway [11,22,23]. In addition, the higher participation in the iPap trial may be due to the longer time period during which the women could participate, although women in our study were sent a reminder letter/text, which did not occur in the iPap trial [24].

A recent community-based cluster-randomised controlled trial (*He Tapu Te Whare Tangata*) in Aotearoa New Zealand, which involved intense recruitment of all overdue women, found that 59.0% of Māori women took up the face-to-face offer to self-sample compared to 21.8% who attended for a smear, with an adjusted risk ratio of 2.8 (2.4-3.1) [13]. The absolute participation proportions were therefore considerably higher; however, the odds ratio (reflecting a relative difference) was lower than that reported in our study (OR 9.7, 95%CI: 3.0-31.5). The differences in participation may be due to different recruitment approaches: MacDonald *et al* [13] used texting, email, letters, phone calls, and outreach services (nurses and kaiāwhina (non-clinical community Māori health workers)) to invite women to screening. As with the iPAP study, there are also likely to be differences in the target populations – overdue vs. our never-screened and highly under-screened populations and no European participants in our study. Population approaches, such as ours, are known to achieve lower participation than individual approaches [2] but they do mimic the recruitment methods of routine screening. The degree of non-contactability (women not receiving an invitation) is unknown in our study. Our unpublished feasibility work revealed a very high proportion of non-contactable women (up to 50%) among a similar group, suggesting that participation may be substantially underestimated. As we expect that the proportion of non-contactable women is the same for the different arms of the trial, this should not affect the relative differences across groups.

In our study, 7.6% of the women who took a self-sample were positive for a hrHPV type, similar to the proportion in the iPap trial (8.5%) [21], but lower than that in the *He Tapu Te Whare Tangata* trial (11.0%) [13] (the latter trial included younger women known to have higher HPV prevalence). Our positivity proportion is at the lower end of the range found in the above-mentioned recent meta-analysis (6.0–29.4%) [2]. Despite the modest overall participation, the identification of clinically significant disease (Table 4) amongst HPV positive women from underserved groups is important to address known inequities in cervical cancer incidence and mortality.

During the six-month follow-on non-randomised sub-study, 192 (of 2,780; 6.9%) additional women self-sampled, suggesting that offering women home kits and self-sampling when they present for other reasons may also modestly increase screening uptake. It is notable that the women randomised to usual care took up the subsequent self-sampling opportunity more enthusiastically than those originally offered self-sampling. As with other forms of opportunistic invitation, it is important to ensure that women do not feel unduly pressured to be screened.

Clinically appropriate follow-up was discussed with all women with a positive HPV test (n=24) and was achieved in 92% (n=22). Both women who were not followed up have a recall notice in the practice- management system for discussion and the offer of

related future follow-up. Follow-up was higher in our study than in the trial by MacDonald *et al* [13] (78%) and the iPAP trial [21] (62%). Most HPV-positive women (18/24; 75%) needed a short interval of phone support to achieve clinically appropriate follow-up; however, 5/24 women (20%) needed additional support (e.g., a home visit for a follow-up cytology test) and 4% (1/24) of women needed very intensive support (e.g., multiple phone-calls and visits to discuss options plus transport and support to attend colposcopy).

A strength of our study was that we robustly tested different primary-care invitation approaches, which are potential policy options in Aotearoa New Zealand; this enabled us to assess the effects of different elements of the invitation approaches. Previous work had suggested that Māori women would respond better to face-to-face offers, [25] although recent open community discussions indicated that Māori women would take up the offer of a mailed kit [20].

The limitations of our study include the inability to ascertain whether we had the correct address or phone number for all women who appeared to be non-responders, a known limitation of population-recruitment approaches. Participation may therefore be underestimated. We invited women only in the Auckland and Waitematā DHB areas, so our findings may not be generalisable to women outside of those areas (e.g., rural areas). We were unable to blind participants and researchers to study-group allocation.

Based on feedback from the participating clinics, it may be that our participation is an underestimate of potential uptake if self-sampling were to be integrated into the NCSP because, in the setting of the study, there was a need to provide a large amount of trial-specific information; reading all this may have been a barrier, particularly for women for whom English is a second language and those with low health literacy. Our results thus reveal the lower bound of participation if self-sampling were introduced in Aotearoa New Zealand.

Conclusion

The results of our study show that offering the opportunity to self-sample to underserved women who are also Māori, Pacific, and Asian, in Aotearoa New Zealand is likely to increase participation in cervical-cancer screening, particularly when mailed-out and completed at home.

Author contribution

Naomi Brewer: Conceptualization, funding acquisition, methodology, oversight of fieldwork, data management, data analysis, writing, review and editing of the manuscript.

Karen Bartholomew: Conceptualization, funding acquisition, methodology, oversight of fieldwork, review and editing of the manuscript.

Jane Grant: Oversight of fieldwork; recruitment methods; data collection; writing and editing.

Anna Maxwell: Oversight of fieldwork; recruitment methods; data collection; writing and editing.

Georgina S McPherson: Oversight of fieldwork; recruitment; data collection; writing and editing

Helen Wihongi: Conceptualisation; funding acquisition (contributed to discussions), methodology (Kaupapa Maori, resources), supervision (tikanga Maori), validation (kaupapa Maori), writing (review and editing).

Collette Bromhead: Conceptualization, funding acquisition, methodology and review and editing of the manuscript.

Nina Scott: Oversight of fieldwork, methods, kaupapa Maori writing, manuscript editing

Sue Crengle: Oversight of fieldwork, methods, kaupapa Maori writing, manuscript editing

Sunia Foliaki: Consultation on fieldwork with Pacific populations, and to the writing of the manuscript

Chris Cunningham: Consultation on oversight of fieldwork, methods, kaupapa Maori writing, manuscript editing

Jeroen Douwes: Conception of the study idea and co-writing of the grant application; oversight of fieldwork, project coordination and financial management of the study grant; data verification; data analyses; and writing of manuscript.

John D Potter: Original conception of the study and writing of the grant application; obtaining funding; oversight of fieldwork, project coordination; financial management; data verification; data analyses; manuscript writing; final editing.

Data sharing statement

As a result of ethics requirements and issues around data sovereignty associated with Indigenous people, at present we are unable to share data.

Declaration of Competing Interest

Dr. Bromhead has previously received educational funding to attend conferences from Roche Diagnostics, New Zealand. Dr. Brewer received funding from Janssen-Cilag Pty Limited. Dr. Crengle received personal fees as a Board member, WellSouth Primary Health Network, personal fees as a General Practitioner, Invercargill Medical Centre, and personal fees as a Board member, Royal NZ College of General Practitioners. Dr. Wihongi reports grants and other funding from Waitematā District Health Board, outside the submitted work. The rest of the authors have no conflicts of interest to declare.

Acknowledgements

We thank the staff of the participating Primary Health Organisations and GP clinics, and all of the women who took part in our study. We thank Marion Saville and Susan Reid for assistance with the design of the study materials, and Mellissa Murray for assistance with project administration and coordination. Thanks to Deralie Flower, lead colposcopist at Auckland DHB, and Amy Tam, Krish Pillay and the other staff at Anatomic Pathology Service. We also thank Prachee Gokhale at the Research Centre for Hauora and Health, Massey University for laboratory assistance. Thanks are also due to the cultural advisors Samantha Bennett, Leani Sandford, Sulu Samu, Grace Ryu, and Asian Health Services (Waitematā DHB) Cultural workers who were available to take queries from participating women. We thank the reviewers for their input, which led to improved clarity in our presentation.

Supplementary materials

Supplementary material associated with this article can be found, in the online version, at [doi:10.1016/j.lanwpc.2021.100265](https://doi.org/10.1016/j.lanwpc.2021.100265).

References

- [1] Arbyn M, Castle PE. Offering Self-Sampling Kits for HPV Testing to Reach Women Who Do Not Attend in the Regular Cervical Cancer Screening Program. *Cancer Epidemiology Biomarkers & Prevention* 2015;24(5):769–72.
- [2] Arbyn M, Smith SB, Temin S, et al. Detecting cervical precancer and reaching underscreened women by using HPV testing on self samples: updated meta-analyses. *BMJ* 2018;363:k4823.
- [3] Arbyn M, Verdoodt F, Snijders PJF, et al. Accuracy of human papillomavirus testing on self-collected versus clinician-collected samples: a meta-analysis. *The Lancet Oncology* 2014;15(2):172–83.
- [4] Snijders PJF, Verhoeve VMJ, Arbyn M, et al. High-risk HPV testing on self-sampled versus clinician-collected specimens: A review on the clinical accuracy and impact on population attendance in cervical cancer screening. *International Journal of Cancer* 2013;132(10):2223–36.
- [5] Stanczuk G, Baxter G, Currie H, et al. Clinical validation of hrHPV testing on vaginal and urine self-samples in primary cervical screening (cross-sectional results from the Papillomavirus Dumfries and Galloway—PaVDaG study). *BMJ Open* 2016;6(4):e010660.
- [6] Racey CS, Withrow DR, Gesink D. Self-collected HPV Testing Improves Participation in Cervical Cancer Screening: A Systematic Review and Meta-analysis. *Canadian Journal of Public Health* 2013;104(2):e159–ee66.
- [7] Brotherton J, Davies C, Committee IP. IPVS policy statement. Equity in cervical cancer prevention: for all and not just for some. *Papillomavirus Res* 2020;9:100192.
- [8] Lawton B, Heffernan M, Wurtak G, et al. IPVS Policy Statement addressing the burden of HPV disease for Indigenous peoples. *Papillomavirus Res* 2020;9:100191.
- [9] National Screening Unit. Clinical Practice Guidelines for Cervical Screening in New Zealand 2020. https://www.nsu.govt.nz/system/files/resources/final_ncsp-guidelines-for-cervical-screening-new-zealand-5_june_2020.pdf : Ministry of Health, 2020.
- [10] Robson B, Purdie G, Cormack D. Unequal Impact II: Māori and Non-Māori Cancer Statistics by Deprivation and Rural–Urban Status 2002–2006. <http://www.maorihealth.govt.nz/moh.nsf/indexmh/unequal-impact2-2002-2006-aug10?Open=Te Rōpū Rangahau Hauora a Eru Pōmare, University of Otago. Ministry of Health, 2010>.
- [11] Sadler L, Priest P, Peters J, Jackson R. The New Zealand Cervical Cancer Audit Report. Whakamātau Mate Pukupuku Taiawa o Aotearoa. Screening of Women with Cervical Cancer, 2000–2002. Wellington, New Zealand: Ministry of Health; 2004.
- [12] World Health Organization Global strategy to accelerate the elimination of cervical cancer as a public health problem, Geneva: World Health Organization; 2020. <https://www.who.int/publications-detail-redirect/9789240014107>: World Health Organization, 2020.
- [13] MacDonald EJ, Geller S, Sibanda N, et al. Reaching under-screened/never-screened indigenous peoples with human papilloma virus self-testing: A community-based cluster randomised controlled trial. *Aust N Z J Obstet Gynaecol* 2020 n/a(n/a).
- [14] Brewer N, Bartholomew K, Maxwell A, et al. Comparison of two invitation-based methods for human papillomavirus (HPV) self-sampling with usual care among un- and under-screened Maori, Pacific and Asian women: study protocol for a randomised controlled community trial to examine the effect of self-sampling on participation in cervical-cancer screening. *BMC Cancer* 2019;19(1):1198.
- [15] National Screening Unit Guidelines for cervical screening in New Zealand. Wellington, New Zealand: Ministry of Health; 2008.
- [16] National Screening Unit National Cervical Screening Programme: Changing the primary laboratory test. Public consultation submission summary. Wellington, New Zealand: Ministry of Health; 2016.
- [17] IARC Working Group on the Evaluation of Carcinogenic Risks to Humans, editor. Human Papillomaviruses. Lyon: International Agency for Research on Cancer; 2007.
- [18] Cogliano V, Baan R, Straif K, Grosse Y, Secretan B, Ghissassi FE. Carcinogenicity of human papillomaviruses. *The Lancet Oncology* 2005;6(4):204.
- [19] Atkinson J, Salmond C, Crampton P. NZDep2018 Index of Deprivation, Interim Research Report, December 2019. Wellington, New Zealand: University of Otago; 2019.
- [20] Adcock A, Cram F, Lawton B, et al. Acceptability of self-taken vaginal HPV sample for cervical screening among an under-screened Indigenous population. *Aust N Z J Obstet Gynaecol* 2019;59(2):301–7.
- [21] Sultana F, English DR, Simpson JA, et al. Home-based HPV self-sampling improves participation by never-screened and under-screened women: Results from a large randomized trial (iPap) in Australia. *International Journal of Cancer* 2016;139(2):281–90.
- [22] Health Quality & Safety Commission A window on the quality of Aotearoa New Zealand's health care 2019: A view on Māori health equity. Wellington, New Zealand: Health Quality & Safety Commission; 2019.
- [23] Hider P, Dempster-Rivett K, Williman J, et al. A review of cervical cancer occurrences in New Zealand 2008–2012. *N Z Med J* 2018;131(1472):53–63.
- [24] Sultana F, English D, Simpson J, et al. Rationale and design of the iPap trial: a randomized controlled trial of home-based HPV self-sampling for improving participation in cervical screening by never- and under-screened women in Australia. *BMC Cancer* 2014;14(1):207.
- [25] Wihongi H. An exploration of Māori health promotion within the National Cervical Screening Programme. Auckland: Health Funding Authority; 2000.

Acceptability of human papillomavirus (HPV) self-sampling among never- and under-screened Indigenous and other minority women: a randomised three-arm community trial in Aotearoa New Zealand.

Brewer N

2021-11