



**FEATURE ARTICLE: REVIEW**

# A decade of seascape genetics: contributions to basic and applied marine connectivity

Kimberly A. Selkoe<sup>1,2,3,\*,\*\*</sup>, Cassidy C. D'Aloia<sup>4,\*,\*\*</sup>, Eric D. Crandall<sup>5</sup>,  
Matthew Iacchei<sup>6</sup>, Libby Liggins<sup>7</sup>, Jonathan B. Puritz<sup>8</sup>, Sophie von der Heyden<sup>9</sup>,  
Robert J. Toonen<sup>1</sup>

<sup>1</sup>Hawai'i Institute of Marine Biology, University of Hawai'i, Kāne'ohe, HI 97644, USA

<sup>2</sup>National Center for Ecological Analysis and Synthesis, University of California, Santa Barbara, CA 93101, USA

<sup>3</sup>Bren School of Environmental Science and Management, University of California, Santa Barbara, CA 93101, USA

<sup>4</sup>Department of Ecology & Evolutionary Biology, University of Toronto, Toronto, ON M5S 3G5, Canada

<sup>5</sup>School of Natural Sciences, California State University, Monterey Bay, 100 Campus Center, Seaside, CA 93955, USA

<sup>6</sup>Department of Oceanography, University of Hawai'i at Mānoa, Honolulu, HI 96822, USA

<sup>7</sup>Institute of Natural and Mathematical Sciences, Massey University, Auckland 0745, New Zealand

<sup>8</sup>Marine Science Center, Northeastern University, Nahant, MA 01945, USA

<sup>9</sup>Evolutionary Genomics Group, Department of Botany and Zoology, University of Stellenbosch, Private Bag X1, Matieland 7602, South Africa

**ABSTRACT:** Seascape genetics, a term coined in 2006, is a fast growing area of population genetics that draws on ecology, oceanography and geography to address challenges in basic understanding of marine connectivity and applications to management. We provide an accessible overview of the latest developments in seascape genetics that merge exciting new ideas from the field of marine population connectivity with statistical and technical advances in population genetics. After summarizing the historical context leading to the emergence of seascape genetics, we detail questions and methodological approaches that are evolving the discipline, highlight applications to conservation and management, and conclude with a summary of the field's transition to seascape genomics. From 100 seascape genetic studies, we assess trends in taxonomic and geographic coverage, sampling and statistical design, and dominant seascape drivers. Notably, temperature, oceanography and geography show equal prevalence of influence on spatial genetic patterns, and tests of over 20 other seascape factors suggest that a variety of forces impact connectivity at distinct spatio-temporal scales. A new level of rigor in statistical analysis is critical for disentangling multiple drivers and spurious effects. Coupled with GIS data and genomic scale sequencing methods, this rigor is taking seascape genetics beyond an initial focus on identifying correlations to hypothesis-driven insights into patterns and processes of population



An underwater seascape from the top of Steve's Bommie in the Great Barrier Reef, Australia.

*Photo by Jonathan B. Puritz*

connectivity and adaptation. The latest studies are illuminating differences between demographic, functional and neutral genetic connectivity, and informing applications to marine reserve design, fisheries science and strategies to assess resilience to climate change and other anthropogenic impacts.

**KEY WORDS:** Seascape genetics · Genomics · Connectivity · Marine population genetics · Gene flow · Dispersal · Landscape genetics

\*Corresponding author: selkoe@nceas.ucsb.edu

\*\*These authors contributed equally to this work

## INTRODUCTION

In 2013, the field of landscape genetics turned 10 years old (Manel & Holderegger 2013). Seascape genetics could be viewed as a younger sibling, recently passing its own 10 years mark and showing an accelerating rate of publication, enabled in part by rapid growth in GIS data and advances in statistical methods (Fig. 1) (Galindo et al. 2006, Fontaine et al. 2007, Hansen & Hemmer-Hansen 2007). A major emphasis for landscape and seascape genetics has been taking an organismal perspective of the dispersal process, creating a need for new models and methods (Manel et al. 2003, Storfer et al. 2007, Holderegger & Wagner 2008, Balkenhol et al. 2015). Many foundational population genetic and ecological models assume that spatial heterogeneity is either lacking or highly ordered and predictable. The rise of landscape and seascape genetics as named disciplines reflects interest in overcoming these simplifying assumptions to understand how movement of an organism through the landscape or seascape impacts realized dispersal and gene flow. These subdisciplines distinguish themselves within the field of population genetics by their focus on spatially explicit processes and statistics (Dyer 2015), and a focus on the linkages between environment, ecology and genetics. The topic resonates widely, in part because identifying landscape features critical to the persistence and adaptation of populations is central to effective strategies for conservation and resource management (Wagner & Fortin 2013).

Our focus here is on detailing the approaches and findings of seascape genetics for a wide audience interested in the field of marine connectivity. While

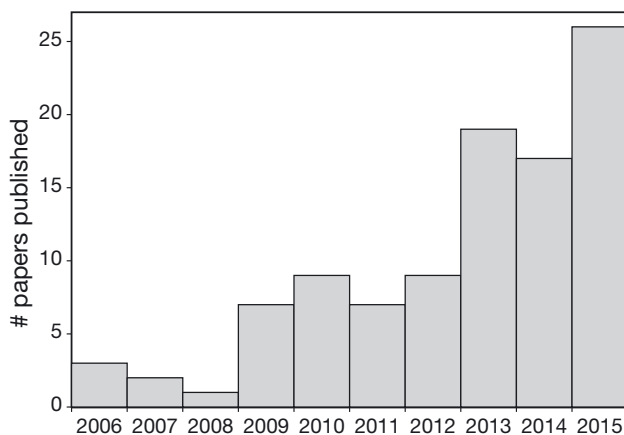


Fig. 1. Seascape genetic papers published between 2006 and 2015. See the Supplement at [www.int-res.com/articles/suppl/m554p001\\_supp.pdf](http://www.int-res.com/articles/suppl/m554p001_supp.pdf) for details on paper collection and the full reference list

many concepts and analyses are shared between seascape and landscape versions of this discipline, seascape genetics has unique challenges that stem from the biology of marine taxa and the fluid medium in which they disperse (Riginos & Liggins 2013, Selkoe et al. 2015). For a majority of marine species, dispersal is undertaken during a larval phase, and trajectories of individual larvae, as well as long-term patterns of dispersal, are difficult to predict (Siegel et al. 2008). The seascape's heterogeneity (e.g. in bathymetry, current speeds and water chemistry) is largely hidden from our view; little is known about marine organisms' behavior and ecological interactions during the dispersive phase; and even the most complex oceanographic models are limited to coarse scales relative to a larva's perspective (Levin 2006, Woodson & McManus 2007, Cowen & Sponaugle 2009, Morgan et al. 2014, Mazzucco et al. 2015, Nickols et al. 2015). Consequently, the organism's view of the dispersal process is easier to understand and quantify in terrestrial settings compared to marine systems (Marshall & Morgan 2011, Burgess et al. 2015). In some ways, these challenges and unknowns of the marine environment increase the potential contribution of seascape genetics to our understanding of marine population connectivity.

## THE RISE OF A SEASCAPE PERSPECTIVE

Genetic tools have long played an instrumental role in the study of marine connectivity (e.g. Berger 1973, Waples 1987, Hellberg 1994, Palumbi 1996) because they promise insights into the scale of marine larval dispersal that are simply not possible with other natural or artificial tags (Berumen et al. 2010). While this promise has not always been realized (Waples 1998), population genetic approaches have enabled tests of specific hypotheses about spatial patterns of exchange (e.g. hierarchical or continuous) and drivers of exchange (e.g. whether a biogeographic boundary serves as a boundary to gene flow). Trends in hypotheses and study designs have been shaped by recent changes in our understanding of marine connectivity, as well as an increasing abundance and variety of genetic and environmental data.

At the turn of the century, the paradigm of open populations and uniform larval pools was beginning to erode (Jones et al. 1999, Swearer et al. 1999, Kinlan & Gaines 2003, Palumbi 2003). Diverse evidence solidified a new focus on complex dispersal kernels (Siegel et al. 2003), local retention (Swearer et al. 2002) and quantifying genetic variation across larval

cohorts (Hedgecock 1994, Selkoe et al. 2006). These seminal works supported the emergence of seascape genetics by motivating the exploration of the patterns and drivers of nuanced spatial genetic variation across populations, recruits and larval samples.

Following the first published use of the term in 2006, an early priority of seascape genetics was to test the role of ocean currents in generating spatial genetic patterns (e.g. Baums et al. 2006, Galindo et al. 2006, reviewed in Liggins et al. 2013). More recently, seascape genetics has expanded to embrace a rich suite of potential ecological and genetic forces discernable by spatial analysis of genetic data when used in analytical frameworks borrowed from landscape genetics (Fig. 2). This more holistic approach will aid the field of marine connectivity in continued efforts to disentangle the relative effects of ocean currents, larval behavior and processes occurring at settlement and recruitment in driving patterns of population exchange. Current genetic technology enables a range of spatio-temporal scales of inference on marine connectivity, including estimates of single dispersal events, recent and historical migration rates, hybridization and speciation (see Box 1). The multifaceted perspective on spatial genetic structure summarized in Fig. 2 has helped the field of marine population genetics overcome a few key pitfalls. For

example, some studies were misleading because they interpreted genetic metrics to solely indicate differences in dispersal when other processes may contribute to spatial patterns of allele frequencies (e.g. range expansions, see Hart & Marko 2010, Marko & Hart 2011). Others mistakenly assumed very high rates of larval exchange and long-distance dispersal because of insufficient statistical power to detect spatial genetic structure, or methods that are inappropriate for the data (as discussed in Meirmans 2014, Richardson et al. 2016). Although genome sequencing advances are helping to address low power by increasing locus sample size (Gagnaire et al. 2015), simply adding more genetic loci will not necessarily improve inference of connectivity without a change in analytical philosophy (Ryman et al. 2006, Larsson et al. 2009, Bowen et al. 2014).

Landscape and seascape genetics have catalyzed a shift from describing patterns of genetic structure in a null-hypothesis testing framework to distinguishing the many forces contributing to observed spatial patterns, including interactions between ecology and genetics, in a formal model selection framework (Manel & Holderegger 2013, Wagner & Fortin 2013). While many studies related seascape features to population genetic data before the term 'seascape genetics' was coined (e.g. Johnson & Black 1991, Riginos & Nachman 2001, Gilg & Hilbish 2003), there are a variety of new and newly popularized multivariate statistical approaches to integrating diverse data types that are rapidly bringing the field of empirical population genetics beyond an exploratory era (reviewed by Balkenhol et al. 2015, Rellstab et al. 2015). At the same time, evolutionary geneticists have uncovered strong linkages between rates of selection, drift and gene flow that likely impact connectivity inference, and demonstrated how selection can strongly affect neutral genomic regions (reviewed by Nosil et al. 2009, Orsini et al. 2013). The rising number of seascape genetic studies using single nucleotide polymorphisms (SNPs) sampled across the genome is improving our ability to explore these linkages (Fig. 3). Compared to seascape genetics, seascape genomics creates even greater imperative for grounding analyses in model selection to minimize spurious effects and ensure interpretability of findings (Meirmans 2015, Riginos et al. 2016).

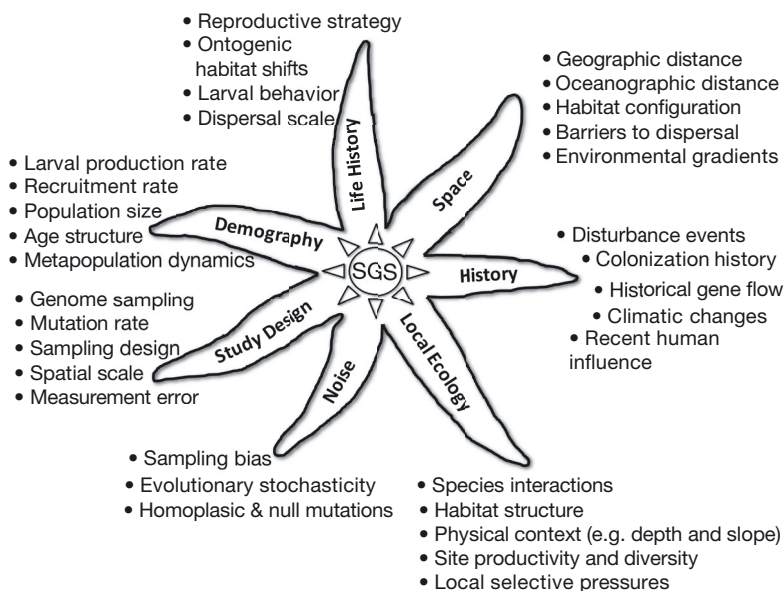


Fig. 2. Spatial genetic structure (SGS) of marine populations is the combined result of a suite of interacting forces and traits that can be categorized into topics (listed on sea star). These forces include demography, species' life history traits, rates of migration influenced by spatial factors, lingering signals of history, influences of local ecology and/or local adaptation, some degree of noise and study design factors. Seascape genetics focuses on uncovering support for effects of these forces on SGS. Examples of possible predictors of these varied effects are listed adjacent to each ray

Box 1. Defining marine connectivity across spatial and temporal scales. A variety of terms distinguish key agents, time-scales and viewpoints of marine connectivity, and collectively contribute to a holistic understanding of connectivity

#### Alternative definitions of connectivity

In its broadest sense, 'connectivity' refers to any relationship between spatially or temporally distinct entities (Kool et al. 2013). The field of marine connectivity largely focuses on the materials and processes that connect ecological communities across space and those that disrupt or bound connectivity.

**Structural connectivity** quantifies the physical relationships of landscape elements, including spatial positioning of habitat (e.g. Kool et al. 2013), geo-morphological features of the seafloor and/or hydrodynamic flow features impacting movements, pathways and boundaries. Structural connectivity creates potential for biological connectivity.

**Functional connectivity** is a product of the organism interacting with the landscape. It concerns the patterns and rates of dispersal that result from the response of individuals to the structural matrix, mediated by behavioral traits and dispersal success. Questions of functional connectivity focus on whether landscape elements impede or facilitate dispersal, given the species' traits. Biophysical oceanographic modeling of larval dispersal is commonly used to predict functional connectivity (e.g. Treml et al. 2008, 2015, Kool et al. 2011).

**Demographic connectivity** relates the dispersal of individuals to their cumulative effects on population-level processes such as population growth, extinction or recolonization. Thus, measures require estimates of demographic rates and the relative contributions of self-recruitment and immigration to these rates (see Lowe & Allendorf 2010).

**Genetic connectivity** tracks the dispersal of genes (and genomes), which only accounts for those individuals that successfully reproduce after dispersing. Genetic connectivity is the opposite of reproductive isolation. Like demographic connectivity, genetic connectivity is inherently a

population-level metric that reflects the cumulative impact of functional connectivity on allele frequencies in a population over one or more generations.

**Adaptive genetic connectivity** measures movement of alleles with consequence to individual fitness. It can diverge greatly from neutral genetic connectivity and relates to the adaptive potential of a population.

**Neutral genetic connectivity** measures movement of alleles that have no consequence to fitness. Neutral connectivity estimates can be related to the long-term outcome of demographic connectivity (Funk et al. 2012).

#### Relating genetics to connectivity

Typically, seascape genetic studies estimate metrics of genetic connectivity; however, some methods may enable the measurement of demographic connectivity (see Box 2) (Lowe & Allendorf 2010). 'Genetic tagging' studies that distinguish individuals and kin using genetic markers are used to discover dispersal events. Most other uses of genetic markers use indirect inference to estimate genetic connectivity. Indirect inference depends on theoretical population genetic models with simplifying assumptions about possible effects of mutation, selection and drift on genetic patterns to be able to infer migration (Waples & Gaggiotti 2006). Estimators based on Wright's fixation index ( $F_{ST}$ ) integrate over longer time-scales, possibly representing historical connectivity more than present day because of response lags dependent on rates of marker mutation and drift (Epps & Keyghobadi 2015). Landscape and seascape genetic studies commonly aim to estimate the correlations among variables representing different types of connectivity. This strategy can identify important physical features that influence multiple types of connectivity, or important ways that the types of connectivity diverge.

## APPROACHES AND STUDY DESIGNS

There are almost always multiple potential causes of genetic discontinuities (i.e. spatial shifts in allele frequencies or diversity). These alternative factors have often been treated in a post hoc or qualitative way. Seascape genetics provides the tools and perspective needed to design a study *a priori* to identify the drivers of genetic discontinuities, with a suite of complementary methodologies (see Box 2). All seascape genetic study designs should assess spatial covariation of seascape factors of interest, so that sites for genetic sampling are chosen to maximally represent the full range of these gradients with minimal confounding (Wang & Bradburd 2014, Riginos et al. 2016). Individual-based sampling designs may better capture these gradients compared to highly clustered 'population-based' sampling, especially when many loci are used (Prunier et al. 2013, Wang & Bradburd

2014). Choice of genetic metrics should be guided by hypotheses about mechanisms generating the correlative patterns tested, including effects on genetic links, nodes, boundaries and neighborhoods, as described in Wagner & Fortin (2013). These 4 terms are defined below in sections that expand on their distinct value and applications in marine settings.

### Links: parsing drivers of genetic exchange

Link-based designs, which make up the majority of empirical studies, focus on pairwise genetic distance and address how seascape features either create discontinuities or promote gene flow between sites. Within a rigorous alternative hypothesis testing framework, multiple coincident or competing factors, e.g. habitat patchiness, environmental gradients and/or oceanographic flow fields, can be disentangled. Mar-

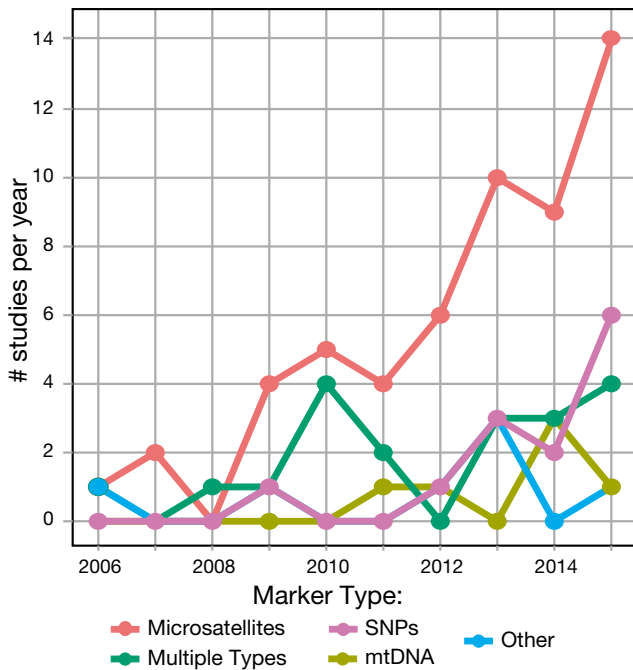


Fig. 3. Trends in marker usage over time. Microsatellites are the most common marker type used, but single nucleotide polymorphism (SNP) studies are rising. Multiple Types: studies that use more than one marker type, with the most common combination being microsatellites + mtDNA. Other: marker types used infrequently in seascape genetic studies (e.g. inter simple sequence repeats, allozymes, single nuclear sequences)

ine populations often have large effective population sizes and relatively high rates of gene flow, resulting in greater difficulty to assess population structure than in terrestrial systems due to low genetic differentiation between populations (Mills & Allendorf 1996, Waples 1998). Sometimes, low differentiation is actually caused or enhanced by high mutation rates and extreme marker heterozygosity that mask genetic distinction among populations, so interpreting levels of differentiation requires careful contextualization (Hellberg 2007, Bird et al. 2011, Gagnaire et al. 2015). Importantly, recent seascape genetics studies demonstrate that despite genetic estimates and ‘isolation by distance’ (IBD) tests that are not statistically distinguishable from zero, significant spatial patterning in differentiation is uncovered when seascape features are used (1) to inform appropriate null hypotheses, (2) as parameters in a Bayesian framework, or (3) as predictors in model testing. For example, Crandall et al. (2012) showed that despite very low genetic structure for 4 neritid snails sampled throughout the Pacific, incorporating gene flow predictions from oceanography into a Bayesian coales-

cent model revealed the effects of stepping-stone versus long-distance dispersal in generating high gene flow. Liggins et al. (2016) used a multiple-regression model-testing approach to show that spatial genetic patterns of different species could be attributed to the same seascape features despite little congruence in spatial genetic patterns across species. These and other studies provide important tests of existing theories, such as the role of upwelling, headlands and embayments in local retention of larvae (e.g. Mace & Morgan 2006, Banks et al. 2007, Lotterhos & Markel 2012, Iacchei et al. 2013, Pfaff et al. 2015). In sum, seascape studies are increasingly able to overcome the obstacle of weak genetic signal to help push forward concepts about the possible mechanisms influencing larval production, emigration, dispersal and settlement.

Exploring the relationship between ocean currents and link-based genetic data has been a cornerstone of seascape genetics since its inception (see Liggins et al. 2013 for an overview). Estimates of larval exchange from biophysical transport models can be directly compared to observed genetic patterns, or first incorporated into population genetic simulations that are then compared to empirical genetic data. The latter is especially valuable for illuminating how multi-generational, often asymmetrical stepping-stone dispersal can lead to high genetic connectivity despite a lack of direct larval exchange (Treml et al. 2008, Kool et al. 2010, White et al. 2010, Crandall et al. 2012, Foster et al. 2012, Munguia-Vega et al. 2014). These simulations can also explore the effects of spawning, life history and behavioral traits on genetic connectivity and source-sink metapopulation dynamics (Galindo et al. 2006, Lee et al. 2013, Young et al. 2015, Selkoe et al. 2016). Continued expansion of oceanographically informed genetic simulations will help elucidate why and when gene flow patterns are expected to diverge from transport patterns. They can also uncover the limitations of available oceanographic data (e.g. coarse spatial resolution, short time series, missing nearshore features) that interfere with comparisons between empirical genetic data and biophysical dispersal estimates (Pineda et al. 2007, Pringle & Wares 2007).

### Nodes: local effects on spatial genetic patterns

Node-based studies use metrics that characterize a location, rather than pairwise differences between locations. Node-based genetic metrics typically describe how allele frequencies or diversity of a site

Box 2. Advances in methodology. We highlight select techniques that are bringing rigor and creativity to hypothesis formation and data analysis

#### **Kinship analyses: relating dispersal to gene flow**

Kinship analyses generate direct estimates of dispersal distances, in contrast to indirect inference based on population-level genetic data (see Box 1). Dispersal distances can be reconstructed by linking individuals' multi-locus genotypes to natal populations (Hogan et al. 2012), parents (Christie 2010) or sibling groups (Schunter et al. 2014). The most popular kinship approach is parentage analysis in which pools of potential parents and offspring are genotyped to assign offspring to parents (Christie 2013, D'Aloia et al. 2015). Assuming minimal post-settlement movement, the distance between parent and offspring is the net dispersal distance. Parentage studies can describe the magnitude and direction of dispersal between sites (Jones et al. 2005, Planes et al. 2009, Harrison et al. 2012), and with intense sampling can estimate dispersal kernels (Almany et al. 2013, D'Aloia et al. 2015). The emerging theme is that most marine larvae disperse shorter distances than inferred from estimates of genetic structure, supporting a conclusion from the larval biology literature that long-distance marine dispersal may be maladaptive (e.g. Strathmann et al. 1981, Burgess et al. 2012). Importantly, the discrepancy between direct and indirect dispersal estimates may result from the fact that genetic structure is affected by multiple generations of gene flow, and is influenced by rare long-distance gene flow events that parentage methods do not capture. Comparison of kinship-derived dispersal kernels to genetic structure estimates will hone our conceptual understanding of how to relate dispersal to various connectivity metrics, given their distinct temporal and spatial scales.

#### **Coalescent techniques: explicit treatment of history**

Coalescent approaches consider demography and metapopulation history separately (Rosenberg & Nordborg 2002), and thus can overcome the simplifying assumptions necessary for estimating gene flow from  $F$ -statistics (Whitlock & McCauley 1999). Coalescent models can specify directional and asymmetric gene flow, distinct population sizes and the timing of population divergence (Hey & Machado 2003). By estimating effective population size and proportion of migrants per generation separately, coalescent models are able to estimate rates of gene flow at much higher levels than  $F$ -statistics, and with appropriate estimates of uncertainty. Coalescent samplers such as Migrate or BEAST calculate a marginal likelihood for any specified coalescent model, which may then be compared to other modeled hypotheses using standard information theoretic methods (Beerli & Palczewski 2010, Baele et al. 2012). These methods have been used to test hypotheses generated from biogeography (Teske et al. 2011), biophysical dispersal models (Crandall et al. 2012) and mark-recapture data (Jue et al. 2015). Approximate Bayesian computation (ABC) methods applied to coalescent modeling can handle hierarchical models, wherein parameter estimates for individual species are nested within hyperparameters based on

summary statistics of the species' values (Hickerson et al. 2006, Hickerson & Meyer 2008). Coalescent approaches offer new opportunities for community-level seascape genetics, but their application requires considerable computing resources, informed model design and careful investigation of outputs. With these caveats, coalescent analyses provide the opportunity to wring far more information from hard won data than traditional population genetic statistics.

#### **Analysis of pairwise data: moving beyond Mantel**

Given the prevalence of link-based studies, a key statistical issue is the treatment of non-independence for pairwise data. After decades of widespread use, the Mantel test was recently shown to be an inappropriate way to address non-independence for most population genetic data (Legendre et al. 2015). We estimated that 63% of seascape genetic studies have used Mantel tests, begging for an assessment of how our understanding of isolation by distance in the sea may be biased. Importantly, extensions of the Mantel, such as multiple regression on distance matrices, may also be prone to biased model selection (Goldberg & Waits 2010, van Strien et al. 2012, Guillot & Rousset 2013). In a recent review, Rellstab et al. (2015) suggested that valid inference can still be obtained within the Mantel framework if effect sizes are used to interpret results, or if a rank-based partial Mantel test is utilized, as in Bayenv2 (Günther & Coop 2013). Alternatively, instead of using summary statistics like  $F_{ST}$ , populations' allele frequencies can be modeled as a linear function of environmental factors in a multiple linear regression framework, or with multivariate frameworks like canonical correspondence analysis (CCA) or redundancy analysis (RDA) (Legendre & Legendre 2012).

#### **Future directions for increasingly complex datasets**

Mixed models, such as maximum-likelihood population-effects (MLPE) models, may offer a robust way to evaluate predictors of pairwise population genetic data (van Strien et al. 2012, Row et al. 2015, reviewed in Rellstab et al. 2015). Mixed models treat sampling location as a random effect, and they can isolate neutral genetic structure when testing for the influence of environmental factors on allele frequencies (e.g. latent factor mixed models, Fricot et al. 2013). New techniques based on Bayesian modeling of allele covariance structures, eigenvector mapping and others are also gaining traction (reviewed in Wang & Bradburd 2014, Gautier 2015). Whether you use well-known or cutting-edge statistics, we urge researchers to carefully consider model assumptions before applying them to seascape genetic data sets, to test multiple approaches for concordant results and to clearly describe the methods they adopt.

differs from the mean of all sites, and node-based seascape metrics assign values to each sampling site. When the seascape is hypothesized to have effects on current population size, rates of drift, local selection and historical events, node-based studies may be most appropriate and effective for analysis. So far, node-based studies are less common, but arguably they can be more powerful and reliable, as node-based genetic metrics often have less sampling error than most link-based metrics, and statistical testing is comparatively unproblematic. A rigorous method for node-based analyses is a Bayesian approach to associating local (i.e. site-specific) estimates of  $F_{ST}$  with node-based predictors in the software GESTE (Foll & Gaggiotti 2006). Arizmendi-Mejía et al. (2015) used local  $F_{ST}$  and other node-based metrics to test the interplay between ecological and evolutionary factors in a Mediterranean gorgonian and define conservation units. The results showed genetic drift linked to partial mortality to be a primary driver of genetic structuring. Describing seascape effects on patterns of local genetic diversity also fits a node-based design. For example, Liggins et al. (2015) assessed distributions of shared and private haplotypes using measures of nestedness and partitioned beta-diversity to support the hypothesis that the southern limit of a damselfish's range is a demographic 'sink.'

### **Boundaries: uncovering lines in the sea**

Boundary-based studies define genetic groups across space and relate boundaries between groups to seascape features. Understanding the forces creating genetic boundaries informs fundamental questions in biogeography, evolution and population dynamics as well as marine management. The long history of statistical approaches to boundary detection has resulted in a range of user-friendly software (e.g. ARLEQUIN, STRUCTURE and BARRIER), but relatively few studies have taken the next step in statistically testing for the relationship between boundaries and relevant seascape features. These few studies report temperature, salinity, irradiance, turbidity, depth and sediment type as significant drivers (e.g. González-Wangüemert et al. 2009, Roy et al. 2012, Viricel & Rosel 2014, Johansson et al. 2015). For example, a study of white hake in the Northwest Atlantic found that depth was the only significant environmental predictor of genetic group membership in a highly fished population across time, so the authors recommended a depth-based approach to

defining fisheries management units (Roy et al. 2012). An important study design issue for boundary-level analyses is determining whether spatial gradients in genetic patterns occur in tandem with boundaries in genetic patterns, as gradients can affect the output of barrier detection and clustering algorithms (Manni et al. 2004, Meirmans 2012).

### **Neighborhoods: defining local scales**

Neighborhood-based studies focus on how the local seascape and habitat array influence the scale of connectivity or, more generally, the scale of covariation in genetic metrics across samples or patches (Wagner & Fortin 2013). Investigations can take a variety of formats and use an assortment of metrics. For example, D'Aloia et al. (2015) compared kinship-derived dispersal kernels to microhabitat characteristics (e.g. depth) and local context (e.g. directionality, latitude) to determine whether local features predicted the spatial scale of dispersal for a coral reef goby within a 41 km neighborhood. Munguia-Vega et al. (2014) explored a variety of network metrics derived from a biophysical dispersal model for leopard grouper in the Gulf of California and found that the topographic relationships of sites (i.e. the neighborhood layout) is more critical than the rate of exchange among sites for explaining genetic patterns. Employing biophysical models or simulated gene flow outputs is a critical means of understanding the influence of the spatial configuration of habitat patches, spawning aggregations or marine reserves on connectivity to inform marine management and parameterize metapopulation models (e.g. Crandall et al. 2012, Wood et al. 2014, Davies et al. 2015).

### **Multi-approach studies: relating pattern and process**

Including more than one type of analysis is often required for robust interpretation of correlative studies. Ecologically, feedbacks exist between processes that take place at nodes, neighborhoods, links and boundaries. For example, Dawson et al. (2014) found that differences in population genetic structure among intertidal species of the eastern North Pacific were due to the combination of 2 node-based metrics—census size and fecundity of populations—and species' pelagic larval duration, a link-based metric representing relative rates of migration. Importantly, pairwise genetic differentiation will be amplified if there are large differences in the genetic diversities

of the focal populations, thus intertwining node-based effects into a link-based analysis. Selkoe et al. (2010) found that differences in local genetic diversity primarily drove pairwise genetic structuring for temperate reef species in Southern California. In both these study systems, recolonization following disturbance likely impacts standing genetic diversity (although with distinct mechanisms and time-scales). Because recolonization is influenced by life history adaptations to environmental regimes, we can posit that local selection may indirectly contribute to these putatively neutral genetic patterns.

Selection is often considered separately from genetic drift and gene flow. Importantly, however, the 3 forces are linked: strong selection can enhance rates of drift by disrupting gene flow and increasing isolation (Nosil et al. 2008, Bird et al. 2012). The large effective population sizes typical of many marine species generally allow selection to have a large influence on the genome relative to drift, yet the role of selection has historically been underappreciated in marine genetic studies (Allendorf et al. 2010). One example of how selection indirectly affects neutral genetics is termed monopolization. Namely, a positive feedback between priority effects and local adaptation during colonization events disrupts the influence of oceanographic connectivity on neutral population genetic structure by reducing the success of later immigrants (De Meester et al. 2002, Waters et al. 2013, Fraser et al. 2015). Drawing from the previous example, Selkoe et al. (2010) found that genetic diversity of territorial predators like kelp bass and lobster scaled inversely to kelp forest size. These species cannibalize and exclude new recruits, and their territory size expands as they age and grow. With recolonization of a reef following storm disturbance, the expanding size of territories and rate of cannibalism may contribute to a winnowing of genetic diversity in the site's population, even as the kelp bed itself expands and adds new habitat (Selkoe et al. 2010). Thus, an ecological process connected to life history and recolonization may indirectly influence neutral genetic diversity.

Many studies focus on detecting direct effects of selection by assessing 'isolation by environment' (IBE), a pattern of positive correlation between genetic metrics and environmental factors, both abiotic and biotic (reviewed by Wang & Bradburd 2014). Related conceptualizations of IBE that focus on process include 'isolation by adaptation' (i.e. due to adaptive phenotypic divergence) and 'isolation by ecology' (i.e. due to selective reduction in gene flow resulting from fitness differentials) (Nosil et al. 2008,

Shafer & Wolf 2013, Wang & Bradburd 2014). Comparative analyses with neutral and non-neutral panels of SNPs can elucidate the processes driving IBE patterns. For instance, Tepolt & Palumbi (2015) compared SNPs from the neutral genome and the cardiac transcriptome to address questions about the roles of colonization bottlenecks and local temperature adaptation in both the native and expanding ranges of an invasive green crab. Marine populations may commonly harbor unique adaptations associated with oceanographic features, temperature, productivity or more subtle features like sand inundation (Teske et al. 2011, Hecht et al. 2015, Young et al. 2015). Increasingly, evidence is accumulating for genetic impacts of anthropogenic threats to marine systems (Puritz & Toonen 2011). Seascape genetic approaches can elucidate these spatial patterns and drivers of adaptation, which in turn can have important implications for marine conservation (see Box 3 for example applications to marine management efforts).

#### SURVEY OF SEASCAPE GENETIC STUDIES

As the number of seascape genetic studies has grown, we are gaining insight into the most common drivers of genetic structuring. To foster a synoptic perspective on the direction that the field has taken so far and its potential insights, we conducted a literature search and retained 100 empirical studies from 2006 to 2015 that self-identified with 'seascape' or 'marine landscape' genetics (see the Supplement at [www.int-res.com/articles/suppl/m554p001\\_suppl.pdf](http://www.int-res.com/articles/suppl/m554p001_suppl.pdf) for details). From this survey, we assessed the taxonomic and geographic coverage in the first generation of seascape genetic studies. The vast majority of studies focused on chordates (primarily fishes) (48%) and invertebrates (38%) as study organisms (Fig. 4a). Far less attention has been paid to the seascape genetics of algae (9%), marine angiosperms (5%) and other marine phyla over the past 10 yr. A bias towards temperate waters (68%) is partly driven by intense study of temperate diadromous fishery species (despite likely underrepresentation of diadromous studies with our search terms) (Fig. 4b). Tropical studies (26%) concentrated on coral reef seascapes, and polar studies are still rare (6%). Most studies were subtidal (65%) (Fig. 4c); fewer studies focused on intertidal (15%) or estuarine (14%) environments, and the fewest focused on pelagic ecosystems (5%), perhaps due to the mobile lifestyle of many pelagic species. Although seascape genetic studies have occurred in most of the world's major



Box 3. Applied seascape genetics: building roadmaps for conservation and management. We highlight 3 arenas where seascape genetics brings unique value to conservation and management of marine populations and communities

#### Species-based management

Demographic parameter estimates such as lifetime fecundity, self-recruitment and age-specific survival rates can all be generated from neutral genetic data, and are critical to marine reserve success (Mace & Morgan 2006, Burgess et al. 2014, Bonin et al. 2016). Seascape genetics can specifically identify ecological and biophysical attributes associated with high spill-over from marine reserves, asymmetries in source-sink dynamics within reserve networks (Harrison et al. 2012, Young et al. 2015), and the potential positive and negative effects of altered gene flow (Richardson et al. 2016). Locations can be characterized by key attributes such as high centrality or high outgoing connectivity in prioritization algorithms for network design (Beger et al. 2014, Mendez et al. 2014). Understanding the spatial distribution of genomic variation and drivers of local adaptation is critical to the protection of genetic resources and population resilience of fisheries (e.g. Limborg et al. 2012). Pinsky & Palumbi (2014) showed a decline in genetic diversity for numerous exploited marine fishes, attributed to over-harvesting. These trends imply widespread fisheries-induced evolution, and underscore the idea that spatial patterns of human impacts on seascapes can strongly influence genetic diversity and long-term resilience.

#### Biodiversity conservation

When the target of management is protecting intact habitats and biodiverse areas, a community genetics approach to integrate genetic data across species is key. Bayesian modeling can leverage multiple studies to assess regional patterns in genetic diversity across many taxa by accounting for spatial effects, species traits and disparate sampling designs (Pope et al. 2015). Over the long term, marine managers must consider how to maintain ecological resilience in an uncertain future. Identifying seascape features that promote persistence and diversity can inform this goal. Neutral genetic diversity indicates a population's potential to resist inbreeding depression, recover from disturbances and preserve adaptive potential (Young et al. 1996, Hughes & Stachowicz 2004, Reusch et al. 2005). In

Hawai'i, an analysis of mitochondrial genetic diversity in approximately 40 reef species identified large reef size and high coral cover as key predictors of high diversity, and these features could be used to select areas for long-term protection (Selkoe et al. 2016). Genetic diversity and species diversity often co-vary, indicating that ecological resilience and genetic resilience are linked (Messmer et al. 2012, Wright et al. 2015, Selkoe et al. 2016). Syntheses of genomic data across multiple species have the potential to identify suites of species with similar local adaptations that could lead to more nuanced delineation of conservation units and habitat restoration plans (Funk et al. 2012). In the future, using genetic tools to monitor biodiversity and measure resilience holds promise to rapidly advance marine conservation and restoration (e.g. Port et al. 2016).

#### Climate adaptation

Climate-induced range shifts of individual species and communities are becoming well documented (Beaugrand 2009). Studies are starting to investigate how these shifts impact connectivity between populations (Andrello et al. 2015, Young et al. 2015) and reshape the overall genetic structuring of species (Cossu et al. 2015), thereby impacting conservation features (McLeod et al. 2009). Seascape genetics can identify climate variables with the greatest influence on both neutral and functional regions of the genome. For example, an apparent negative correlation between temperature stress and mean genetic diversity of Hawaiian reef species highlights the potential for global warming to compromise the genetic resilience of entire communities (Selkoe et al. 2016). A seascape genetics perspective can inform strategies for genotype-based coral restoration using trans-generation acclimatization, selection of either host or symbiont genotypes (van Oppen et al. 2015), and targeted gene flow that aims to increase adaptive variation and fitness in populations (Kelly & Phillips 2016). As genomic data become more widely available, incorporating ecological niche models and projections of climate-induced environmental extremes into genetic studies will help identify marine populations most likely to persist under future conditions (Sgrò et al. 2011, Fitzpatrick & Keller 2015, Razgour 2015).

oceans and seas (Fig. 4d), a bias exists towards the Northern Hemisphere, and underrepresented regions remain (e.g. the Southern Atlantic).

#### Emerging patterns in seascape effects

Using a sub-sample of 53 studies that tested for multiple seascape predictors of spatial genetic patterns (see the Supplement), we examined which study designs and seascape factors have received the most attention by the field. This sample size was insufficient to comment on how seascape drivers differ by

taxon, life history, geography and scale. Nevertheless, these studies provide a striking suggestion that seascape effects on genetics are varied and ubiquitous. Link-based study designs were most prevalent. A total of 43 studies with link-based designs tested the influence of 2 to 9 seascape factors against pairwise genetic distance metrics. Considering each unique combination of species, marker type, spatial scale, statistical test and genetic response variable, these 43 studies included 66 tests. Nearly two-thirds of these tests were partial Mantel or multiple regression on distance matrices, which recent work has shown to lead to inflated false positives (Legendre et

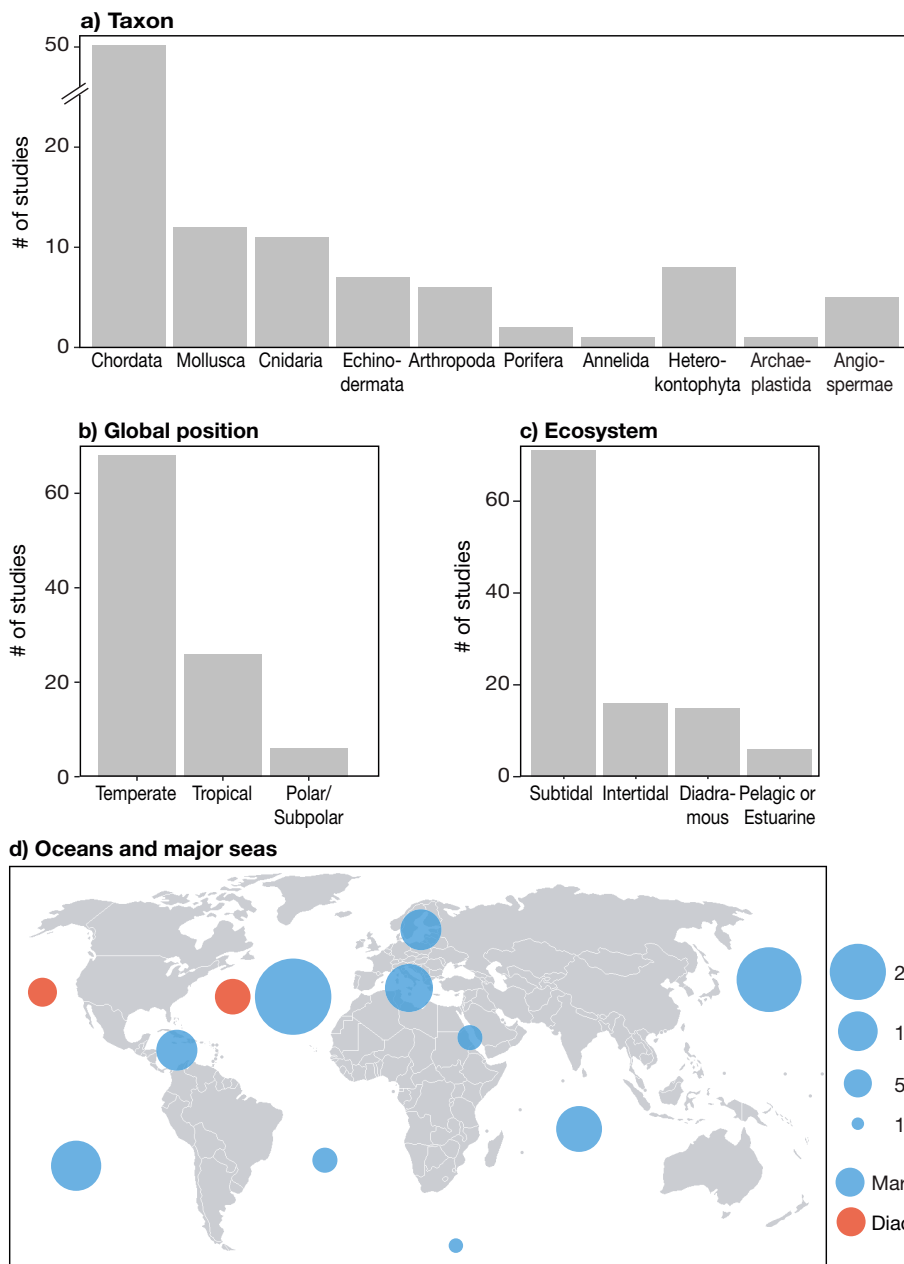


Fig. 4. Taxonomic and geographic breadth of seascape genetic studies. (a) Taxonomy reveals a focus on chordates (mainly fish) and invertebrate phyla. Note the break in the y-axis. (b) Global position in terms of latitude reveals a bias towards temperate regions and underrepresentation of polar and subpolar regions. (c) Ecosystem type reveals a focus on subtidal ecosystems (but note our search terms may underrepresent diadromous studies; see the Supplement at [www.int-res.com/articles/suppl/m554p001\\_supp.pdf](http://www.int-res.com/articles/suppl/m554p001_supp.pdf)). (d) Major oceans and seas, with circle size proportional to number of studies in each body of water

al. 2015). With this caveat in mind, we report that for 25 types of seascape predictors, 20 were found to be a significant driver in at least one test. This sample is far from random—bias towards positive results is expected from informed choice of important seascape drivers, but biased reporting and false positives are also possible. We note that most studies focused on abiotic predictors; only a handful of biotic factors were apparent in the literature survey (e.g. 'chlorophyll *a*' and 'presence of vegetation'). A vast array of ecological interactions likely also play a role in shaping marine species distributions and deserve greater focus.

Nearly all link-based studies included geographic distance as a predictor and nearly one-half of these reported significance. For comparison, a previous review of IBD in marine studies found that one-third of sampled studies showed significant IBD; however, study selection criteria differed (Selkoe & Toonen 2011). Several software programs such as Bayenv (Coop et al. 2010) assume and adjust for IBD before testing effects of other factors. Given that only half of seascape studies find significant spatial autocorrelation in the genetic response variable, careful choice and appropriate use of software is critical (i.e. only adjust for IBD if it is present). For the 32 link-based stud-

ies in our survey that lacked evidence of geographical influence, half reported a significant influence of at least one other seascape factor. Arguably, this indicates that seascape effects may account for a substantial number of cases of what is commonly called ‘chaotic genetic heterogeneity’—a lack of genetic spatial autocorrelation despite significant genetic structuring (Johnson & Black 1982, Toonen & Grosberg 2011). The flipside of this view is that the cause of spatial genetic structure in roughly one-quarter of marine studies was unresolved, suggesting that there is still much to be learned about the drivers of genetic structuring in the sea. Addressing the role of time alongside space may be key to gains in this arena. For instance, by analyzing 3 successive years and over 2000 fish, R. Henriques et al. (unpubl.) show that anomalous low oxygen water events contribute to chaotic genetic patchiness of hake in the southern Benguela system. Most seascape studies encompass only 1 sampling event and so cannot illuminate how natural fluctuations in seascape drivers and genetic patterns may result in unexplained spatial genetic variance.

A study’s selection of seascape predictors and interpretation of findings depends on consideration of how life history, ecology and environment influence gene flow. Our sample of multi-factor studies showed that the most common seascape factors tested were metrics of temperature and ocean transport; 43 % of tests of temperature were reported to be significant, while only 31 % of ocean transport metrics were significant (Table 1). These results suggest that temperature may be as influential as geography on regional scale population genetics of marine species, and more so than ocean currents. However, it may also be either easier or more common to design effective sampling arrays across temperature gradients than across ocean transport gradients. A half-dozen other categories of seascape factors were tested 10 to 25 times across the sample of studies, and all showed significant results in 40 to 80 % of the tests (Table 1). In light of these trends, the idea of using patterns of potential connectivity based on ocean flows as an informed null model may be no more defensible than using geography, depth or temperature. Some of the driver metrics, such as habitat

Table 1. Number and outcome of tests that evaluated each type of driver studied, taken from 53 studies that statistically tested correlation of genetic metrics with at least 2 seascape drivers

Predictor	All studies		Link-based		Node-based	
	Tests	Significant (%)	Tests	Significant (%)	Tests	Significant (%)
Geography	86	40	62	48	22	18
Temperature	47	43	26	54	21	29
Ocean transport	35	31	26	27	9	44
Habitat patch size	25	48	10	60	15	40
Depth	23	65	15	73	8	50
Other climatic variables	18	50	10	70	8	25
Salinity	16	69	13	69	3	67
Precipitation	15	80	7	100	8	63
Biogeographic breaks/ecoregions	14	43	12	50	0	0
Chlorophyll <i>a</i>	11	45	10	50	1	0
Habitat continuity	9	89	9	89	0	0
Turbidity	8	75	6	67	2	100
Nutrients	7	25	6	33	2	0
Sediment type	7	86	4	100	3	67
Hydrodynamic regime	6	33	3	33	3	33
Habitat exploitation	5	20	1	0	4	25
Dissolved matter	4	50	3	67	1	0
Other hydrodynamic variables	4	100	3	100	1	100
Geological history (e.g. glaciation)	3	33	1	100	2	0
Oxygen	3	67	3	67	0	0
Solar irradiance	3	67	2	50	1	100
Tidal flux	3	67	3	67	0	0
pH	2	50	1	0	1	100
Coastal pollution	1	50	1	0	1	100
Presence of vegetation	1	0	0	0	1	0
Wave energy	1	0	1	0	0	0

patch size, wave energy and sediment type, may be more obviously related to mechanisms affecting populations within sites than dispersal and gene flow between sites, meaning that study designs focused on node-based analyses may be more appropriate than link-based analyses (Wagner & Fortin 2013).

Fewer significant drivers were identified in node-based studies than in link-based studies, consistent with the finding that the non-independence of link-based data can lead to biased model selection and spurious predictor variables (Wagner & Fortin 2015). Alternatively, the seascape may influence migration more strongly than drift and local adaptation, although this is unlikely. Node-based studies showed that geography was a significant predictor only 18% of the time, and temperature 29% (Table 1). Ocean transport metrics were more commonly significant in node-based studies, at a 44% rate of significance.

### Study design effects

Considering all multi-factor studies, an average of 3.6 drivers were tested, with statistical support for 1 or 2 of them. Interestingly, we found that when a larger number of potential drivers was tested against a single response variable, a smaller fraction of drivers was found to be significant. This trend suggests that only 1 or a few drivers tend to dominate genetic structuring, or that variables are sometimes added without strong rationale. Studies using nuclear markers found larger fractions of tested drivers to be significant than those using mtDNA, with no difference in apparent power for SNP versus microsatellite studies. Of course, these trends depend on choices of study design, statistical testing and which drivers and taxa are easily sampled in the marine environment. Nevertheless, they lend insight into the range of seascape predictors reported in recent studies and the effects of study design (see Fig. 2), and highlight underrepresented predictors that deserve future study.

## THE ADVENT OF SEASCAPE GENOMICS

Genomic studies of non-model organisms are becoming more accessible thanks to techniques that cheaply and randomly sub-sample the genome, such as restriction site associated DNA sequencing (RAD-seq) (Miller et al. 2007, Baird et al. 2008, Toonen et al. 2013, Puritz et al. 2014a, Andrews et al. 2016). Bioinformatic pipelines specifically designed to handle

data from marine organisms are also improving (Puritz et al. 2014b). Consequently, SNP-based seascape genetic analyses are growing rapidly (Fig. 3). Below we highlight examples demonstrating how genomic sampling has 2 distinct benefits for seascape analyses: (1) increased power and likelihood to detect gene–environment interactions, and (2) the ability to simultaneously investigate the roles of drift, migration and selection in shaping genetic structure.

### Power through replication

In the majority of seascape genetic studies, the amount of sampled genetic variation is relatively low compared to the potential number of seascape drivers. Consequently, investigators are required to test only a small number of seascape factors or to collapse them down into coordinate axes to balance Type I and II error. Scaling up to genomic data adds response variation that can be parsed among additional factors and lead to more detailed interpretation. For example, 2 studies recently examined population discontinuities in clownfish *Amphiprion bicinctus* over a similar region in the Red Sea. Nanninga et al. (2014) used 38 microsatellite loci and Saenz-Agudelo et al. (2015) used 4559 SNPs with partially overlapping population samples, and both detected a pattern of IBE between clownfish populations above and below an oligotrophic–eutrophic transition zone, but no additional drivers of genetic differentiation among the populations within each sample regime. Nanninga et al. (2014) chose chlorophyll *a* concentrations as the best representative for environmental distance and were able to evaluate a hypothesis of IBE versus IBD using partial Mantel tests and multiple matrix regressions with randomization. With an order of magnitude increase in genetic variance, Saenz-Agudelo et al. (2015) used a different powerful statistical approach including an information theoretic model selection framework and the evaluation of 49 different linear models of seascape drivers including the presence of genetic breaks. This approach greatly improved the overall model fit, and revealed a new dimension (presence of genetic discontinuities) that a simple IBD/IBE analysis would have overlooked.

### Parsing neutral and adaptive genetics

One of the key benefits of genome-level analyses on populations is sampling more unlinked (i.e. inde-

pendently sorting) portions of the genome. This allows more robust characterization of a species' demography that overcomes idiosyncratic gene histories (i.e. differentiation between responses to environmental selection, migration, drift, etc.). For example, in a recent study on bonnethead sharks, Portnoy et al. (2015) isolated the entire mtDNA control region, and used RADseq to produce 5914 SNPs; 49 SNPs were outliers in their level of spatial genetic structure compared to the other loci. Outlier SNPs exhibited signatures of latitude-driven selection while the mtDNA data, in conjunction with the rest of the SNPs, showed a signature of female philopatry and male-mediated gene flow among the sampled populations. The non-outlier SNPs also supported a classic biogeographic separation between the Gulf of Mexico and the western Atlantic Ocean populations. Importantly, the combination of multiple individual unlinked gene genealogies enabled the characterization of population dynamics and historical biogeography of bonnethead sharks.

Outlier loci, especially those that are associated with the environment, have special utility for seascape analyses, but theory predicts that extreme outlier loci should be rare. Importantly, complex landscapes can lead to high rates of false positives when studies are not properly designed (Lotterhos & Whitlock 2014, 2015, Forester et al. 2016). In general, false positives are a major challenge for seascape genomics, given the deluge of genetic and environmental data (De Mita et al. 2013, de Villemerueil et al. 2014, Lotterhos & Whitlock 2014). New analyses coupling outlier detection with environmental gradients reduce false positives (de Villemerueil & Gaggiotti 2015). Furthermore, a focus on extreme outliers misses more common selective actions that should be distributed as small selective effects at multiple genomic regions responding to similar environmental forcing in concert (Schwartz et al. 2010). These polygenic effects would not likely be detected via outlier analyses. For example, Laporte et al. (2016) surveyed 23 659 and 14 755 SNPs in North Atlantic eels across 'polluted' and control environments. Outlier detection revealed only 2 outlier loci; however, a machine learning technique (random forest algorithm) coupled with a distance-based redundancy analysis detected over 140 loci under polygenic selection. Whether disentangling the effects of demography, life history and migration, or detecting the subtle genetic effects of environmental polygenic selection, genomic-scale data sets will enhance the scope and power of seascape analysis.

## Future directions

The next challenge for seascape genomics is to progress from pattern to process, i.e. from seascape correlates of spatial genetic patterns to specific mechanisms of population differentiation (reviewed in Riginos et al. 2016). New analytical frameworks will play a key role in uncovering selective forces. For instance, linking shifts in allele frequencies to adaptive phenotypes will require creative approaches that draw on gene ontology databases and experimental tests of fitness advantage (reviewed in de Villemerueil et al. 2015, Pardo-Diaz et al. 2015, Rellstab et al. 2015). Research on responses of a sea urchin model system to ocean acidification (e.g. Kelly et al. 2013, Pespeni & Palumbi 2013, Pespeni et al. 2013, Evans et al. 2015) provides a glimpse of how ecological experiments and genomic and transcriptomic data together illuminate adaptive evolutionary response across a seascape.

## CONCLUSIONS

Fueled by GIS data, genomics and statistical advances, the first wave of seascape genetic studies has changed our conceptual understanding of the multiple historical and contemporary processes shaping dispersal and gene flow in the sea. Importantly, it can be tempting to overlook potential false positives, and over-interpret nuanced spatial patterns and slight but significant explanatory power (Meirmans 2015, Richardson et al. 2016), but not all spatial genetic structure has ecological meaning (Hedrick 1999). At present, we still largely lack the tools and perspective needed to gauge where to limit inference on the meaning of subtle effects. Complementing empirical studies with simulations holds promise to illuminate these boundaries.

In many ways, the rise of landscape and seascape genetics represents the maturation of population genetics, with a stronger emphasis on spatial ecological predictors (Dyer 2015). Perhaps unsurprisingly, we found that many seascape genetic studies have been oriented towards the population genetic literature, as evidenced by the strong bias in journal publication (Fig. S1 in the Supplement at [www.int-res.com/articles/suppl/m554p001\\_supp.pdf](http://www.int-res.com/articles/suppl/m554p001_supp.pdf)). We propose that broadening the audience of seascape genetic studies is a critical step in improving their utility and value across disciplinary lines.

As the field of seascape genetics progresses, we anticipate that the most exciting advances will come

from a stronger integration with biological oceanography, metapopulation ecology, biogeography, larval ecology, physiology, evolution and other disciplines. Finally, we emphasize that as marine ecosystems around the globe face anthropogenic impacts on unprecedented levels, seascape genetics can play a unique and powerful role in understanding effective long-term conservation and management strategies.

**Acknowledgements.** This contribution was initiated during a symposium called 'Waterscape Genetics: New Perspectives on Connectivity in Fluid Environments' hosted by the 9th International Association of Landscape Ecology (IALE) World Congress in Portland, Oregon, USA. The authors thank contributors to initial discussions, including Aaron Adamack, Peter Buston, Annick Cros, Ingrid Knapp, Jesse Port and Eric Trembl. The authors are also grateful for methodological clarifications from Pablo Saenz-Agudelo, and the constructive feedback received from Philippe Borsa and 2 anonymous reviewers. K.A.S. thanks the National Center for Ecological Analysis and Synthesis, a center funded by the University of California Santa Barbara and the State of California for support during the study. Funding was provided to K.A.S. and R.J.T. by the National Science Foundation (NSF; BioOCE Award Number 1260169); C.C.D. was supported by a NSERC Strategic Grant (430706-12); M.I. was supported by an NSF Postdoctoral Fellowship (BioOCE Award Number 1522572); L.L. was supported by a Rutherford Foundation New Zealand Postdoctoral Fellowship, an Allan Wilson Centre for Molecular Ecology and Evolution Postdoctoral Fellowship, and conference travel and attendance was funded by the Institute of Natural and Mathematical Sciences of Massey University.

#### LITERATURE CITED

- AC Allendorf FW, Hohenlohe PA, Luikart G (2010) Genomics and the future of conservation genetics. *Nat Rev Genet* 11:697–709
- AC Almany GR, Hamilton RJ, Bode M, Matawai M and others (2013) Dispersal of grouper larvae drives local resource sharing in a coral reef fishery. *Curr Biol* 23:626–630
- AC Andrello M, Mouillot D, Somot S, Thuiller W, Manel S (2015) Additive effects of climate change on connectivity between marine protected areas and larval supply to fished areas. *Divers Distrib* 21:139–150
- AC Andrews KR, Good JM, Miller MR, Luikart G, Hohenlohe PA (2016) Harnessing the power of RADseq for ecological and evolutionary genomics. *Nat Rev Genet* 17:81–92
- AC Arizmendi-Mejía R, Linares Prats C, Garrabou J, Antunes A and others (2015) Combining genetic and demographic data for the conservation of a Mediterranean habitat-forming species. *PLoS ONE* 10:e0119585
- AC Baele G, Lemey P, Bedford T, Rambaut A, Suchard MA, Alekseyenko AV (2012) Improving the accuracy of demographic and molecular clock model comparison while accommodating phylogenetic uncertainty. *Mol Biol Evol* 29:2157–2167
- AC Baird NA, Etter PD, Atwood TS, Currey MC and others (2008) Rapid SNP discovery and genetic mapping using sequenced RAD markers. *PLoS ONE* 3:e3376
- Balkenhol N, Cushman S, Storfer A, Waits L (2015) Landscape genetics: concepts, methods, applications. John Wiley & Sons, Chichester
- AC Banks SC, Piggott LMP, Williamson JE, Bové U, Holbrook NJ, Beheregaray LB (2007) Oceanic variability and coastal topography shape genetic structure in a long-dispersing sea urchin. *Ecology* 88:3055–3064
- AC Baums IB, Paris CB, Chérubin LM (2006) A bio-oceanographic filter to larval dispersal in a reef-building coral. *Limnol Oceanogr* 51:1969–1981
- AC Beaugrand G (2009) Decadal changes in climate and ecosystems in the North Atlantic Ocean and adjacent seas. *Deep-Sea Res II* 56:656–673
- AC Beerli P, Palczewski M (2010) Unified framework to evaluate panmixia and migration direction among multiple sampling locations. *Genetics* 185:313–326
- AC Beger M, Selkoe KA, Trembl E, Barber PH and others (2014) Evolving coral reef conservation with genetic information. *Bull Mar Sci* 90:159–185
- AC Berger EM (1973) Gene-enzyme variation in three sympatric species of *Littorina*. *Biol Bull (Woods Hole)* 145:83–90
- AC Berumen M, Walsh H, Raventos N, Planes S, Jones G, Starczak V, Thorrold S (2010) Otolith geochemistry does not reflect dispersal history of clownfish larvae. *Coral Reefs* 29:883–891
- Bird CE, Karl SA, Smouse PE, Toonen RJ (2011) Detecting and measuring genetic differentiation. In: Held C, Koenemann S, Schubart CD (eds) *Phylogeography and population genetics in Crustacea*. CRC Press, Boca Raton, FLp 31–55
- AC Bird C, Fernandez-Silva I, Skillings D, Toonen R (2012) Sympatric speciation in the post 'modern synthesis' era of evolutionary biology. *Evol Biol* 39:158–180
- AC Bonin MC, Harrison HB, Williamson DH, Frisch AJ, Saenz Agudelo P, Berumen ML, Jones GP (2016) The role of marine reserves in the replenishment of a locally impacted population of anemonefish on the Great Barrier Reef. *Mol Ecol* 25:487–499
- AC Bowen BW, Shanker K, Yasuda N, Malay CM and others (2014) Phylogeography unplugged: comparative geographic surveys in the genomic era. *Bull Mar Sci* 90:13–46
- AC Burgess SC, Trembl EA, Marshall DJ (2012) How do dispersal costs and habitat selection influence realized population connectivity? *Ecology* 93:1378–1387
- AC Burgess SC, Nickols KJ, Griesemer CD, Barnett LAK and others (2014) Beyond connectivity: how empirical methods can quantify population persistence to improve marine protected-area design. *Ecol Appl* 24:257–270
- AC Burgess SC, Baskett ML, Grosberg RK, Morgan SG, Strathmann RR (2015) When is dispersal for dispersal? Unifying marine and terrestrial perspectives. *Biol Rev Camb Philos Soc* (online early) doi:10.1111/brv.12198
- AC Christie MR (2010) Parentage in natural populations: novel methods to detect parent-offspring pairs in large data sets. *Mol Ecol Resour* 10:115–128
- AC Christie MR (2013) Bayesian parentage analysis reliably controls the number of false assignments in natural populations. *Mol Ecol* 22:5731–5737
- AC Coop G, Witonsky D, Di Rienzo A, Pritchard JK (2010) Using environmental correlations to identify loci underlying local adaptation. *Genetics* 185:1411–1423
- AC Cossu P, Dedola GL, Scarpa F, Sanna D and others (2015) Patterns of spatial genetic variation in *Patella ulyssiponensis*: insights from the western Mediterranean marine ecoregion. *Hydrobiologia* 755:39–55

- AR Cowen RK, Sponaugle S (2009) Larval dispersal and marine population connectivity. *Annu Rev Mar Sci* 1:443–466
- AR Crandall ED, Treml EA, Barber PH (2012) Coalescent and biophysical models of stepping-stone gene flow in neritid snails. *Mol Ecol* 21:5579–5598
- AR D'Aloia CC, Bogdanowicz SM, Francis RK, Majoris JE, Harrison RG, Buston PM (2015) Patterns, causes, and consequences of marine larval dispersal. *Proc Natl Acad Sci USA* 112:13940–13945
- AR Davies SW, Treml EA, Kenkel CD, Matz MV (2015) Exploring the role of Micronesian islands in the maintenance of coral genetic diversity in the Pacific Ocean. *Mol Ecol* 24:70–82
- AR Dawson MN, Hays CG, Grosberg RK, Raimondi PT (2014) Dispersal potential and population genetic structure in the marine intertidal of the eastern North Pacific. *Ecol Monogr* 84:435–456
- AR De Meester L, Gómez A, Okamura B, Schwenk K (2002) The Monopolization Hypothesis and the dispersal–gene flow paradox in aquatic organisms. *Acta Oecol* 23:121–135
- AR De Mita S, Thuillet AC, Gay L, Ahmadi N, Manel S, Ronfort J, Vigouroux Y (2013) Detecting selection along environmental gradients: analysis of eight methods and their effectiveness for outbreeding and selfing populations. *Mol Ecol* 22:1383–1399
- AR de Villemereuil P, Gaggiotti OE (2015) A new  $F_{ST}$ -based method to uncover local adaptation using environmental variables. *Methods Ecol Evol* 6:1248–1258
- AR de Villemereuil P, Frichot E, Bazin É, François O, Gaggiotti OE (2014) Genome scan methods against more complex models: when and how much should we trust them? *Mol Ecol* 23:2006–2019
- AR de Villemereuil P, Gaggiotti OE, Mouterde M, Till-Bottraud I (2015) Common garden experiments in the genomic era: new perspectives and opportunities. *Heredity* 116:249–254
- AR Dyer RJ (2015) Is there such a thing as landscape genetics? *Mol Ecol* 24:3518–3528
- AR Epps CW, Keyghobadi N (2015) Landscape genetics in a changing world: disentangling historical and contemporary influences and inferring change. *Mol Ecol* 24:6021–6040
- AR Evans TG, Padilla-Gamiño JL, Kelly MW, Pespeni MH and others (2015) Ocean acidification research in the 'post-genomic' era: roadmaps from the purple sea urchin *Strongylocentrotus purpuratus*. *Comp Biochem Physiol A Mol Integr Physiol* 185:33–42
- AR Fitzpatrick MC, Keller SR (2015) Ecological genomics meets community-level modelling of biodiversity: mapping the genomic landscape of current and future environmental adaptation. *Ecol Lett* 18:1–6
- AR Foll M, Gaggiotti O (2006) Identifying the environmental factors that determine the genetic structure of populations. *Genetics* 174:875–891
- AR Fontaine MC, Baird SJE, Piry S, Ray N and others (2007) Rise of oceanographic barriers in continuous populations of a cetacean: the genetic structure of harbour porpoises in Old World waters. *BMC Biol* 5:30
- AR Forester BR, Jones MR, Joost S, Landguth EL, Lasky JR (2016) Detecting spatial genetic signatures of local adaptation in heterogeneous landscapes. *Mol Ecol* 25:104–120
- AR Foster NL, Paris CB, Kool JT, Baums IB and others (2012) Connectivity of Caribbean coral populations: complementary insights from empirical and modelled gene flow. *Mol Ecol* 21:1143–1157
- AR Fraser C, Banks S, Waters J (2015) Priority effects can lead to underestimation of dispersal and invasion potential. *Biol Invasions* 17:1–8
- AR Frichot E, Schoville SD, Bouchard G, François O (2013) Testing for associations between loci and environmental gradients using latent factor mixed models. *Mol Biol Evol* 30:1687–1699
- AR Funk WC, McKay JK, Hohenlohe PA, Allendorf FW (2012) Harnessing genomics for delineating conservation units. *Trends Ecol Evol* 27:489–496
- AR Gagnaire PA, Broquet T, Aurelle D, Viard F and others (2015) Using neutral, selected, and hitchhiker loci to assess connectivity of marine populations in the genomic era. *Evol Appl* 8:769–786
- AR Galindo HM, Olson DB, Palumbi SR (2006) Seascape genetics: a coupled oceanographic-genetic model predicts population structure of Caribbean corals. *Curr Biol* 16:1622–1626
- AR Gautier M (2015) Genome-wide scan for adaptive divergence and association with population-specific covariates. *Genetics* 201:1555–1579
- AR Gilg MR, Hilbish TJ (2003) The geography of marine larval dispersal: coupling genetics with fine-scale physical oceanography. *Ecology* 84:2989–2998
- AR Goldberg CS, Waits LP (2010) Comparative landscape genetics of two pond-breeding amphibian species in a highly modified agricultural landscape. *Mol Ecol* 19:3650–3663
- AR González-Wangüemert M, Cánovas F, Marcos C, Pérez-Ruzafa Á (2009) Phosphoglucose isomerase variability of *Cerastoderma glaucum* as a model for testing the influence of environmental conditions and dispersal patterns through quantitative ecology approaches. *Biochem Syst Ecol* 37:325–333
- AR Guillot G, Rousset F (2013) Dismantling the Mantel tests. *Methods Ecol Evol* 4:336–344
- AR Günther T, Coop G (2013) Robust identification of local adaptation from allele frequencies. *Genetics* 195:205–220
- AR Hansen MM, Hemmer-Hansen J (2007) Landscape genetics goes to sea. *J Biol* 6:6
- AR Harrison HB, Williamson DH, Evans RD, Almany GR and others (2012) Larval export from marine reserves and the recruitment benefit for fish and fisheries. *Curr Biol* 22:1023–1028
- AR Hart MW, Marko PB (2010) It's about time: divergence, demography, and the evolution of developmental modes in marine invertebrates. *Integr Comp Biol* 50:643–661
- AR Hecht BC, Matala AP, Hess JE, Narum SR (2015) Environmental adaptation in Chinook salmon (*Oncorhynchus tshawytscha*) throughout their North American range. *Mol Ecol* 24:5573–5595
- Hedrick D (1994) Does variance in reproductive success limit effective population size of marine organisms? In: Beaumont AR (ed) *Genetics and evolution of aquatic organisms*. Chapman & Hall, London, p 122–134
- AR Hedrick PW (1999) Perspective: highly variable loci and their interpretation in evolution and conservation. *Evolution* 53:313–318
- Hellberg ME (1994) Relationships between inferred levels of gene flow and geographic distance in a philopatric coral, *Balanophyllia elegans*. *Evolution* 48:1829–1854
- Hellberg ME (2007) Footprints on water: the genetic wake of dispersal among reefs. *Coral Reefs* 26:463–473
- AR Hey J, Machado CA (2003) The study of structured populations—new hope for a difficult and divided science. *Nat Rev Genet* 4:535–543

- Art Hickerson MJ, Meyer CP (2008) Testing comparative phylogeographic models of marine vicariance and dispersal using a hierarchical Bayesian approach. *BMC Evol Biol* 8:322
- Art Hickerson MJ, Stahl EA, Lessios HA (2006) Test for simultaneous divergence using approximate Bayesian computation. *Evolution* 60:2435–2453
- Art Hogan JD, Thiessen RJ, Sale PF, Heath DD (2012) Local retention, dispersal and fluctuating connectivity among populations of a coral reef fish. *Oecologia* 168:61–71
- Art Holderegger R, Wagner HH (2008) Landscape genetics. *Bioscience* 58:199–207
- Art Hughes AR, Stachowicz JJ (2004) Genetic diversity enhances the resistance of a seagrass ecosystem to disturbance. *Proc Natl Acad Sci USA* 101:8998–9002
- Art Iacchei M, Ben-Horin T, Selkoe KA, Bird CE, García-Rodríguez FJ, Toonen RJ (2013) Combined analyses of kinship and  $F_{ST}$  suggest potential drivers of chaotic genetic patchiness in high gene-flow populations. *Mol Ecol* 22:3476–3494
- Johansson ML, Alberto F, Reed DC, Raimondi PT and others (2015) Seascape drivers of *Macrocystis pyrifera* population genetic structure in the northeast Pacific. *Mol Ecol* 24:4866–4885
- Art Johnson M, Black R (1982) Chaotic genetic patchiness in an intertidal limpet, *Siphonaria* sp. *Mar Biol* 70:157–164
- Art Johnson MS, Black R (1991) Genetic subdivision of the intertidal snail *Bembicium vittatum* (Gastropoda: Littorinidae) varies with habitat in the Houtman Abrolhos Islands, Western Australia. *Heredity* 67:205–213
- Jones GP, Milicich MJ, Emslie MJ, Lunow C (1999) Self-recruitment in a coral reef fish population. *Nature* 402:803–804
- Art Jones GP, Planes S, Thorrold SR (2005) Coral reef fish larvae settle close to home. *Curr Biol* 15:1314–1318
- Art Jue NK, Brulé T, Coleman FC, Koenig CC (2015) From shelf to shelf: assessing historical and contemporary genetic differentiation and connectivity across the Gulf of Mexico in Gag, *Mycteroperca microlepis*. *PLoS ONE* 10:e0120676
- Art Kelly E, Phillips BL (2016) Targeted gene flow for conservation. *Conserv Biol* 30:259–267
- Art Kelly MW, Padilla-Gamiño JL, Hofmann GE (2013) Natural variation and the capacity to adapt to ocean acidification in the keystone sea urchin *Strongylocentrotus purpuratus*. *Glob Change Biol* 19:2536–2546
- Art Kinlan BP, Gaines SD (2003) Propagule dispersal in marine and terrestrial environments: a community perspective. *Ecology* 84:2007–2020
- Kool JT, Paris CB, Andréfouët S, Cowen RK (2010) Complex migration and the development of genetic structure in subdivided populations: an example from Caribbean coral reef ecosystems. *Ecography* 33:597–606
- Art Kool JT, Paris CB, Barber PH, Cowen RK (2011) Connectivity and the development of population genetic structure in Indo-West Pacific coral reef communities. *Glob Ecol Biogeogr* 20:695–706
- Art Kool JT, Moilanen A, Trembl EA (2013) Population connectivity: recent advances and new perspectives. *Landscape Ecol* 28:165–185
- Art Laporte M, Pavey SA, Rougeux C, Pierron F and others (2016) RAD sequencing reveals within-generation polygenic selection in response to anthropogenic organic and metal contamination in North Atlantic eels. *Mol Ecol* 25:219–237
- Art Larsson LC, Charlier J, Laikre L, Ryman N (2009) Statistical power for detecting genetic divergence—organelle versus nuclear markers. *Conserv Genet* 10:1255–1264
- Art Lee PLM, Dawson MN, Neill SP, Robins PE, Houghton JDR, Doyle TK, Hays GC (2013) Identification of genetically and oceanographically distinct blooms of jellyfish. *J R Soc Interface* 10:20120920
- Legendre P, Legendre L (2012) *Numerical ecology*, 3rd edn. Elsevier, Oxford
- Art Legendre P, Fortin M, Borcard D (2015) Should the Mantel test be used in spatial analysis? *Methods Ecol Evol* 6:1239–1247
- Art Levin LA (2006) Recent progress in understanding larval dispersal: new directions and digressions. *Integr Comp Biol* 46:282–297
- Art Liggins L, Trembl EA, Riginos C (2013) Taking the plunge: an introduction to undertaking seascape genetic studies and using biophysical models. *Geogr Compass* 7:173–196
- Art Liggins L, Booth DJ, Figueira WF, Trembl EA and others (2015) Latitude-wide genetic patterns reveal historical effects and contrasting patterns of turnover and nestedness at the range peripheries of a tropical marine fish. *Ecography* 38:1212–1224
- Art Liggins L, Trembl EA, Possingham HP, Riginos C (2016) Seascape features, rather than dispersal traits, predict spatial genetic patterns in co-distributed reef fishes. *J Biogeogr* 43:256–267
- Art Limborg MT, Helyar SJ, De Bruyn M, Taylor MI and others (2012) Environmental selection on transcriptome-derived SNPs in a high gene flow marine fish, the Atlantic herring (*Clupea harengus*). *Mol Ecol* 21:3686–3703
- Art Lotterhos KE, Markel RW (2012) Oceanographic drivers of offspring abundance may increase or decrease reproductive variance in a temperate marine fish. *Mol Ecol* 21:5009–5026
- Art Lotterhos KE, Whitlock MC (2014) Evaluation of demographic history and neutral parameterization on the performance of  $F_{ST}$  outlier tests. *Mol Ecol* 23:2178–2192
- Art Lotterhos KE, Whitlock MC (2015) The relative power of genome scans to detect local adaptation depends on sampling design and statistical method. *Mol Ecol* 24:1031–1046
- Art Lowe WH, Allendorf FW (2010) What can genetics tell us about population connectivity? *Mol Ecol* 19:3038–3051
- Art Mace AJ, Morgan SG (2006) Larval accumulation in the lee of a small headland: implications for the design of marine reserves. *Mar Ecol Prog Ser* 318:19–29
- Art Manel S, Holderegger R (2013) Ten years of landscape genetics. *Trends Ecol Evol* 28:614–621
- Art Manel S, Schwartz MK, Luikart G, Taberlet P (2003) Landscape genetics: combining landscape ecology and population genetics. *Trends Ecol Evol* 18:189–197
- Art Manni F, Guerard E, Heyer E (2004) Geographic patterns of (genetic, morphologic, linguistic) variation: how barriers can be detected by using Monmonier's algorithm. *Hum Biol* 76:173–190
- Art Marko PB, Hart MW (2011) The complex analytical landscape of gene flow inference. *Trends Ecol Evol* 26:448–456
- Art Marshall DJ, Morgan SG (2011) Ecological and evolutionary consequences of linked life-history stages in the sea. *Curr Biol* 21:R718–R725
- Art Mazucco A, Christofolletti R, Pineda J, Starczak V, Ciotti A (2015) Temporal variation in intertidal community recruitment and its relationships to physical forcings,



- chlorophyll-*a* concentration and sea surface temperature. *Mar Biol* 162:1705–1725
- McLeod E, Salm R, Green A, Almany J (2009) Designing marine protected area networks to address the impacts of climate change. *Front Ecol Environ* 7:362–370
- Meirmans PG (2012) The trouble with isolation by distance. *Mol Ecol* 21:2839–2846
- Meirmans PG (2014) Nonconvergence in Bayesian estimation of migration rates. *Mol Ecol Resour* 14:726–733
- Meirmans PG (2015) Seven common mistakes in population genetics and how to avoid them. *Mol Ecol* 24:3223–3231
- Mendez M, Kershaw F, Palumbi S, Pinsky M, Ray C, Rosenbaum H, Subramaniam A (2014) Marine Spatial Planning 2.0: genes and satellites to conserve seascape dynamics. *Aquat Conserv* 24:742–744
- Messmer V, Jones GP, Munday PL, Planes S (2012) Concordance between genetic and species diversity in coral reef fishes across the Pacific Ocean biodiversity gradient. *Evolution* 66:3902–3917
- Miller MR, Dunham JP, Amores A, Cresko WA, Johnson EA (2007) Rapid and cost-effective polymorphism identification and genotyping using restriction site associated DNA (RAD) markers. *Genome Res* 17:240–248
- Mills L, Allendorf FW (1996) The one-migrant-per-generation rule in conservation and management. *Conserv Biol* 10:1509–1518
- Morgan SG, Fisher J, McAfee S, Largier J, Miller S, Sheridan M, Neigel J (2014) Transport of crustacean larvae between a low-inflow estuary and coastal waters. *Estuar Coasts* 37:1269–1283
- Munguia-Vega A, Jackson A, Marinone SG, Erisman B and others (2014) Asymmetric connectivity of spawning aggregations of a commercially important marine fish using a multidisciplinary approach. *PeerJ* 2:e511
- Nanninga GB, Saenz Agudelo P, Manica A, Berumen ML (2014) Environmental gradients predict the genetic population structure of a coral reef fish in the Red Sea. *Mol Ecol* 23:591–602
- Nickols KJ, White JW, Largier JL, Gaylord B (2015) Marine population connectivity: reconciling large-scale dispersal and high self-retention. *Am Nat* 185:196–211
- Nosil P, Egan SP, Funk DJ (2008) Heterogeneous genomic differentiation between walking-stick ecotypes: ‘isolation by adaptation’ and multiple roles for divergent selection. *Evolution* 62:316–336
- Nosil P, Funk DJ, Ortiz-Barrientos D (2009) Divergent selection and heterogeneous genomic divergence. *Mol Ecol* 18:375–402
- Orsini L, Vanoverbeke J, Swillen I, Mergeay J, De Meester L (2013) Drivers of population genetic differentiation in the wild: isolation by dispersal limitation, isolation by adaptation and isolation by colonization. *Mol Ecol* 22:5983–5999
- Palumbi SR (1996) Macrospatial genetic structure and speciation in marine taxa with high dispersal abilities. In: Ferraris JD, Palumbi SR (eds) *Molecular zoology: advances, strategies, and protocols*. Wiley, New York, NY, p 101–117
- Palumbi SR (2003) Population genetics, demographic connectivity, and the design of marine reserves. *Ecol Appl* 13(S1):146–158
- Pardo-Diaz C, Salazar C, Jiggins CD (2015) Towards the identification of the loci of adaptive evolution. *Methods Ecol Evol* 6:445–464
- Pespeni MH, Palumbi SR (2013) Signals of selection in outlier loci in a widely dispersing species across an environmental mosaic. *Mol Ecol* 22:3580–3597
- Pespeni MH, Chan F, Menge BA, Palumbi SR (2013) Signs of adaptation to local pH conditions across an environmental mosaic in the California Current ecosystem. *Integr Comp Biol* 53:857–870
- Pfaff MC, Branch GM, Fisher JL, Hoffmann V, Ellis AG, Largier JL (2015) Delivery of marine larvae to shore requires multiple sequential transport mechanisms. *Ecology* 96:1399–1410
- Pineda J, Hare JA, Sponaugle S (2007) Larval transport and dispersal in the coastal ocean and consequences for population connectivity. *Oceanography (Wash DC)* 20:22–39
- Pinsky ML, Palumbi SR (2014) Meta-analysis reveals lower genetic diversity in overfished populations. *Mol Ecol* 23:29–39
- Planes S, Jones GP, Thorrold SR (2009) Larval dispersal connects fish populations in a network of marine protected areas. *Proc Natl Acad Sci USA* 106:5693–5697
- Pope LC, Riginos C, Ovenden J, Keyse J, Blomberg SP (2015) Population genetic diversity in the Australian ‘seascape’: a bioregion approach. *PLoS ONE* 10:e0136275
- Port JA, O’Donnell JL, Romero-Maraccini OC, Leary PR and others (2016) Assessing vertebrate biodiversity in a kelp forest ecosystem using environmental DNA. *Mol Ecol* 25:527–541
- Portnoy DS, Puritz JB, Hollenbeck CM, Gelsleichter J, Chapman D, Gold JR (2015) Selection and sex-biased dispersal in a coastal shark: the influence of philopatry on adaptive variation. *Mol Ecol* 24:5877–5885
- Pringle JM, Wares JP (2007) Going against the flow: maintenance of alongshore variation in allele frequency in a coastal ocean. *Mar Ecol Prog Ser* 335:69–84
- Prunier JG, Kaufmann B, Fenet S, Picard D, Pompanon F, Joly P, Lena JP (2013) Optimizing the trade-off between spatial and genetic sampling efforts in patchy populations: towards a better assessment of functional connectivity using an individual-based sampling scheme. *Mol Ecol* 22:5516–5530
- Puritz JB, Toonen RJ (2011) Coastal pollution limits pelagic larval dispersal. *Nat Commun* 2:226
- Puritz JB, Matz MV, Toonen RJ, Weber JN, Bolnick DI, Bird CE (2014a) Demystifying the RAD fad. *Mol Ecol* 23:5937–5942
- Puritz JB, Hollenbeck CM, Gold JR (2014b) dDocent: a RAD-seq, variant-calling pipeline designed for population genomics of non-model organisms. *PeerJ* 2:e431
- Razgour O (2015) Beyond species distribution modeling: a landscape genetics approach to investigating range shifts under future climate change. *Ecol Inform* 30:250–256
- Rellstab C, Gugerli F, Eckert AJ, Hancock AM, Holderegger R (2015) A practical guide to environmental association analysis in landscape genomics. *Mol Ecol* 24:4348–4370
- Reusch TBH, Ehlers A, Hämmerli A, Worm B (2005) Ecosystem recovery after climatic extremes enhanced by genotypic diversity. *Proc Natl Acad Sci USA* 102:2826–2831
- Richardson JL, Brady SP, Wang IJ, Spear SF (2016) Navigating the pitfalls and promise of landscape genetics. *Mol Ecol* 25:849–863
- Riginos C, Liggins L (2013) Seascape genetics: populations, individuals, and genes marooned and adrift. *Geogr Compass* 7:197–216
- Riginos C, Nachman MW (2001) Population subdivision in marine environments: the contributions of biogeography, geographical distance and discontinuous habitat to

- genetic differentiation in a blennioid fish, *Axoclinus nigricaudus*. *Mol Ecol* 10:1439–1453
- Art Riginos C, Crandall ED, Liggins L, Bongaerts P, Trembl EA (2016) Navigating the currents of seascape genomics: how spatial analyses can augment population genomic studies. *Curr Zool* (online early) doi:10.1093/cz/zow067
- Art Rosenberg NA, Nordborg M (2002) Genealogical trees, coalescent theory and the analysis of genetic polymorphisms. *Nat Rev Genet* 3:380–390
- Art Row JR, Oyler-McCance SJ, Fike JA, O'Donnell MS and others (2015) Landscape characteristics influencing the genetic structure of greater sage-grouse within the stronghold of their range: a holistic modeling approach. *Ecol Evol* 5:1955–1969
- Art Roy D, Hurlbut TR, Ruzzante DE (2012) Biocomplexity in a demersal exploited fish, white hake (*Urophycis tenuis*): depth-related structure and inadequacy of current management approaches. *Can J Fish Aquat Sci* 69: 415–42
- Art Ryman N, Palm S, André C, Carvalho GR and others (2006) Power for detecting genetic divergence: differences between statistical methods and marker loci. *Mol Ecol* 15:2031–2045
- Art Saenz-Agudelo P, Dibattista JD, Piatek MJ, Gaither MR, Harrison HB, Nanninga GB, Berumen ML (2015) Seascape genetics along environmental gradients in the Arabian Peninsula: insights from ddRAD sequencing of anemonefishes. *Mol Ecol* 24:6241–6255
- Art Schunter C, Pascual M, Garza JC, Raventos N, Macpherson E (2014) Kinship analyses identify fish dispersal events on a temperate coastline. *Proc R Soc B* 281:20140556
- Schwartz MK, McKelvey KS, Cushman SA, Luikart G (2010) Landscape genomics: a brief perspective. In: Cushman SA, Huettmann F (eds) *Spatial complexity, informatics, and wildlife conservation*. Springer Japan, Tokyo, p 165–174
- Art Selkoe KA, Toonen RJ (2011) Marine connectivity: a new look at pelagic larval duration and genetic metrics of dispersal. *Mar Ecol Prog Ser* 436:291–305
- Art Selkoe KA, Gaines SD, Caselle JE, Warner RR (2006) Current shifts and kin aggregation explain genetic patchiness in fish recruits. *Ecology* 87:3082–3094
- Art Selkoe KA, Watson JR, White C, Horin TB and others (2010) Taking the chaos out of genetic patchiness: seascape genetics reveals ecological and oceanographic drivers of genetic patterns in three temperate reef species. *Mol Ecol* 19:3708–3726
- Selkoe KA, Scribner KT, Galindo HM (2015) Waterscape genetics—applications of landscape genetics to rivers, lakes, and seas. In: Balkenhol N, Cushman S, Storfer A, Waits L (eds) *Landscape genetics: concepts, methods, applications*. John Wiley & Sons, Chichester, p 220–246
- Art Selkoe KA, Gaggiotti OE, Trembl EA, Wren JKL, Donovan MK, Hawai'i Reef Connectivity Consortium, Toonen RJ (2016) The DNA of coral reef biodiversity: predicting and protecting genetic diversity of reef assemblages. *Proc R Soc B* 283:20160354
- Art Sgrò CM, Lowe AJ, Hoffmann AA (2011) Building evolutionary resilience for conserving biodiversity under climate change. *Evol Appl* 4:326–337
- Art Shafer ABA, Wolf JBW (2013) Widespread evidence for incipient ecological speciation: a meta-analysis of isolation-by-ecology. *Ecol Lett* 16:940–950
- Art Siegel DA, Kinlan BP, Gaylord B, Gaines SD (2003) Lagrangian descriptions of marine larval dispersion. *Mar Ecol Prog Ser* 260:83–96
- Art Siegel DA, Mitarai S, Costello CJ, Gaines SD, Kendall BE, Warner RR, Winters KB (2008) The stochastic nature of larval connectivity among nearshore marine populations. *Proc Natl Acad Sci USA* 105:8974–8979
- Art Storfer A, Murphy MA, Evans JS, Goldberg CS and others (2007) Putting the 'landscape' in landscape genetics. *Heredity* 98:128–142
- Art Strathmann RR, Branscomb ES, Vedder K (1981) Fatal errors in set as a cost of dispersal and the influence of intertidal flora on set of barnacles. *Oecologia* 48:13–18
- Art Swearer SE, Caselle JE, Lea DW, Warner RR (1999) Larval retention and recruitment in an island population of a coral-reef fish. *Nature* 402:799–802
- Swearer SE, Shima JS, Hellberg ME (2002) Evidence of self-recruitment in demersal marine populations. *Bull Mar Sci* 70(S1):251–271
- Art Tepolt CK, Palumbi SR (2015) Transcriptome sequencing reveals both neutral and adaptive genome dynamics in a marine invader. *Mol Ecol* 24:4145–4158
- Art Teske PR, Papadopoulos I, Mmonwa KL, Matumba TG, McQuaid CD, Barker NP, Beheregaray LB (2011) Climate-driven genetic divergence of limpets with different life histories across a southeast African marine biogeographic disjunction: different processes, same outcome. *Mol Ecol* 20:5025–5041
- Toonen RJ, Grosberg RK (2011) Causes of chaos: spatial and temporal genetic heterogeneity in the intertidal anemone crab *Petrolisthes cinctipes*. In: Held C, Koeneemann S, Schubart CD (eds) *Phylogeography and population genetics in crustacea*. CRC Press, Boca Raton, FL, p 73–106
- Art Toonen RJ, Puritz JB, Forsman ZH, Whitney JL, Fernandez-Silva I, Andrews KR, Bird CE (2013) ezRAD: a simplified method for genomic genotyping in non-model organisms. *PeerJ* 1:e203
- Art Trembl EA, Halpin PN, Urban DL, Pratson LF (2008) Modeling population connectivity by ocean currents, a graph-theoretic approach for marine conservation. *Landscape Ecol* 23:19–36
- Art Trembl EA, Ford JR, Black KP, Swearer SE (2015) Identifying the key biophysical drivers, connectivity outcomes, and metapopulation consequences of larval dispersal in the sea. *Mov Ecol* 3:17
- Art van Oppen MJH, Oliver JK, Putnam HM, Gates RD (2015) Building coral reef resilience through assisted evolution. *Proc Natl Acad Sci USA* 112:2307–2313
- Art van Strien MJ, Keller D, Holderegger R (2012) A new analytical approach to landscape genetic modelling: least-cost transect analysis and linear mixed models. *Mol Ecol* 21: 4010–4023
- Art Viricel A, Rosel PE (2014) Hierarchical population structure and habitat differences in a highly mobile marine species: the Atlantic spotted dolphin. *Mol Ecol* 23:5018–5035
- Art Wagner HH, Fortin MJ (2013) A conceptual framework for the spatial analysis of landscape genetic data. *Conserv Genet* 14:253–261
- Wagner HH, Fortin MJ (2015) Basics of spatial data analysis: linking landscape and genetic data for landscape genetic studies. In: Balkenhol N, Cushman S, Storfer A, Waits L (eds) *Landscape genetics: concepts, methods, applications*. John Wiley & Sons, Chichester, p 77–98
- Art Wang IJ, Bradburd GS (2014) Isolation by environment. *Mol Ecol* 23:5649–5662
- Art Waples RS (1987) A multispecies approach to the analysis of gene flow in marine shore fishes. *Evolution* 41:385–400

- 
- Waples RS (1998) Separating the wheat from the chaff: patterns of genetic differentiation in high gene flow species. *J Hered* 89:438–450
  - Waples RS, Gaggiotti O (2006) What is a population? An empirical evaluation of some genetic methods for identifying the number of gene pools and their degree of connectivity. *Mol Ecol* 15:1419–1439
  - Waters JM, Fraser CI, Hewitt GM (2013) Founder takes all: density-dependent processes structure biodiversity. *Trends Ecol Evol* 28:78–85
  - White C, Selkoe KA, Watson J, Siegel DA, Zacherl DC, Toonen RJ (2010) Ocean currents help explain population genetic structure. *Proc R Soc B* 277:1685–1694
  - Whitlock MC, McCauley DE (1999) Indirect measures of gene flow and migration:  $F_{ST} \neq 1/(4Nm+1)$ . *Heredity* 82: 117–125
  - Wood S, Paris CB, Ridgwell A, Hendy EJ (2014) Modelling dispersal and connectivity of broadcast spawning corals at the global scale. *Glob Ecol Biogeogr* 23:1–11
  - Woodson CB, McManus MA (2007) Foraging behavior can influence dispersal of marine organisms. *Limnol Oceanogr* 52:2701–2709
  - Wright D, Bishop JM, Matthee CA, Heyden S (2015) Genetic isolation by distance reveals restricted dispersal across a range of life histories: implications for biodiversity conservation planning across highly variable marine environments. *Divers Distrib* 21:698–710
  - Young A, Boyle T, Brown T (1996) The population genetic consequences of habitat fragmentation for plants. *Trends Ecol Evol* 11:413–418
  - Young EF, Belchier M, Hauser L, Horsburgh GJ and others (2015) Oceanography and life history predict contrasting genetic population structure in two Antarctic fish species. *Evol Appl* 8:486–509

*Editorial responsibility: Philippe Borsa, Montpellier, France*

*Submitted: March 4, 2016; Accepted: June 6, 2016  
Proofs received from author(s): July 9, 2016*

# A decade of seascape genetics: Contributions to basic and applied marine connectivity

Selkoe KA

2016-07-28

---